

11 Plus Vocabulary Boost Course Preview

This preview is designed to show you, in some depth, the work we'll go through in this course.

Who should be doing it?

- The course is designed to enhance the vocabulary of any 11 plus pupil.
- It should be central to the work of any child preparing at home.
- It is also very useful for any child using a tutor or going to a tuition centre. **Vocabulary development happens at home it NEVER happens effectively in the classroom.**

Why is vocabulary development so important?

- 11 plus tests are weighted towards literacy skills over any other skill area.
- **60% of the marks** focus on literacy skills.
- Vocabulary is the single most important area.

How does this course differ from using books?

- Fully structured and planned so you know you'll cover the topic properly in the time available.
 - *Books tend to just scratch the surface of topics or are so specialised you'd need to buy several books to cover the ground properly. It's also difficult to know which books to buy.*
- Includes active learning exercises, tests to make sure learning has happened and revision exercises.
 - *Books tend to just include tests with each word being exposed only once. Children simply cannot develop the depth of knowledge they'll need by using tests alone.*
- This course includes within its structure the method of developing vocabulary properly through a range of activities. We encourage children to read, to develop personal word lists and to build their own bespoke vocabulary for ongoing revision.
 - *Books essentially just include tests and unless you go through a full, well planned, process little development will happen.*

Who is this course right for?

- We have three vocabulary courses. A 40 part course, a 20 part course and a 10 part course.
- In an ideal world children should spend around a week on each part of the course to get best value from it.
- The courses are already intensive but they can be done in a little less time than a week if children are prepared to work very hard.
- We'd suggest the following:

The Complete Vocabulary Course	40 parts	30 - 40+ weeks
Vocabulary Enhance	20 parts	15 - 30 weeks
Vocabulary Boost	10 parts	6 - 15 weeks


So the Vocabulary Boost course (10 parts) could be started with anything from 6 - 15 weeks to go until the exam.

- Some parents successfully use this course to give an additional boost over the summer holidays before the 11 Plus exam.
 - Where you have longer to go than 15 weeks please also consider the 20 part Vocabulary Enhance course as it covers more ground.
 - If you have less than 6 weeks to go please do try the Vocabulary Boost course but be aware that it covers roughly 200 pages in total. Work will need to be intensive.
-
- **No book covers the ground so completely.**
 - **This course is fully structured, revision is built in.**
 - **There's much less planning work for parents to do.**

SCROLL DOWN TO SEE COURSE EXAMPLES



Frequency helps you learn new words. Say them out loud,
write them out several times



Vocabulary Boost - Part 6

Are you reading for half an hour every day? Putting in the extra effort will really help to widen your vocabulary.

Vocabulary Development

- Reading:** Reading classic books is important and we encourage every child to read. We have given you a paired reading text to read.
- Your Personal Words List:** Remember from this section you are not quite finished with your own activities and reading work. **revise the words you wrote down for** your vocabulary list. In this section we have also included some words for you to add to your list.
- Synonyms 6:** Your sixth batch of words. Look, Cover, Write, Check method. **intoxicated** and **matrimony**. Words using the same root as words such as **intoxicating**.
- Synonyms Match-Up Test:** Only complete after you have learnt these words. Any mistakes should be learnt more thoroughly.
- Words from Past Papers:** Match e. You are not sure then add the word to your personal words list. This time words include **candidate** and **wasteful**.
- Opposites 5 Revision:** This page revises all the opposites you learnt last time. If you learnt the words properly then you should get 100%. If you are not regularly scoring high marks in these revision tests then it indicates that you should be learning the words more thoroughly.
- Words from Past Papers:** These words have come up in published tests before. If you are not sure then add the word to your personal words list. This time words include **endeavour** and **combination**.
- Homophones:** Remember to use the personal words list to note down any that are new and that you were not sure of.

Front Sheets
These sheets come at the front of every part of the course. They let you know what is included in each part of the course.
We let you know how to approach each activity and why it is important.



9. **More Difficult Opposites:** Come back to this sheet two or three times to try and find the solutions. Remember to note down any unknown words in your personal words list.
10. **Homographs:** Can you think of two meanings for the word **pitch**? Do the exercise to check your understanding of these words. Learn any you didn't get.
11. **Opposites 6 Revision:** This page revises all the opposites you learnt last time. Remember to add any words you are not sure of to your personal words list to ensure you see them with greater frequency.
12. **Homographs:** Can you think of two meanings for the word **present**? Do the exercise to check your understanding of these words. Learn any you didn't get.
13. **Synonyms Revision:** This page revises all the synonyms you learnt last time using a **CLOZE** format. If you are not regularly scoring high marks in these revision tests then it indicates that you should be learning the words more thoroughly.
14. **Paired Reading:** **Great Expectations by Charles Dickens.** If you enjoy the paired reading text then why not read the whole book? Reading classic books not only helps children develop a wide vocabulary but also helps them to develop their comprehension skills.

*The whole course is
planned for you with
revision built in.*



- Please sign below when you have completed everything.
- Your helper may have to test you on some things.

Signed: (Parent/Teacher and Pupil).....

**Please do lots of reading throughout this programme.
We hope you enjoyed this part of the course.**

Words from past papers

- These words have come up before in 11 Plus past papers and may come up again.
- Insert the right word into each sentence. Watch out because some words will fit more than one sentence but there is only one solution. Use your logic skills to re-adjust if you go wrong.
- If you don't know any of the words then add them to your weekly vocabulary sheet.

quench	flourish	submit	release
pr	Words from past papers		ambition
merc	<i>This series looks at hundreds of challenging words which have come up in past 11 plus papers or in papers produced by publishers.</i>		digest
		tenant	ordeal

1. He needed _____ hundreds of challenging words which have come up in past 11 plus papers or in papers produced by publishers.
2. She gained _____ votes.
3. He was _____ the manufacturing industry.
4. The _____ was shocking.
5. The pop _____ song.
6. Peter tried to _____ his younger sisters decision.
7. The criminal begged for _____.

8. No matter how much water she drank _____ her thirst.
9. She went to _____ her _____.
10. He began to _____.
11. The accident had been a scary _____.
12. He _____ with his _____.
13. She demonstrated her fierce _____ four times a week.
14. He took a few moments to _____.
15. She had been a perfect _____ of the house.

Children will know some of these words but many will be new. Some of the words might seem extreme but they are reflective of the papers children will face.

Marks /15

My Personal Words List

Each week you will find new words or words you haven't quite learnt yet. Familiarisation and a wide vocabulary only develops with frequent exposure. Use this sheet to identify new words, then revise them regularly.

New word (Write the new word here)	Meaning (Write down its meaning in your own words)	New word in sentence (Write a short sentence with your new word in it)
---------------------------------------	---	---

Personal Words List

This simple sheet is at the heart of everything we do. Children all have a unique vocabulary and our role is to help each child develop their own vocabulary.

These personal word lists should be used by children to identify 20 words (during each part of the course) that they have either not quite learnt properly or discovered through their reading.




Synonyms

FOLD

Harder Word		Easier Word
abandon	<p>Synonyms</p> <p><i>These sheets ask children to learn words actively, which is something most books don't do as they only include test activities. Children cannot learn by only doing tests.</i></p>	leave
abridge		shorten
abode		dwelling
abrupt		sudden
abundant		plentiful
account		room
accurate		correct
acute		sharp
adhere		stick
adversity		misfortune
affectionate	<p><i>We cover hundreds of synonyms during the course. Children will know some of them but be less familiar with or not know others.</i></p>	
aggressive		
aid		
ally		
altitude		
amazement		
amiable	<p><i>They are encouraged to make a note of less familiar words in their personal words list.</i></p>	wonder
ample		friendly
ancient		plentiful
		old
animosity		hatred

First attempt



Second attempt



Synonyms Match-up

Below you will see words from the synonyms you have just learnt.
Match each word from the box below with its synonym in the list below.


annual	arrogant	attired	beverages
anonymous	assembly	audacity	broad
<p>Synonyms match-up</p> <p>A few days after the latest batch of synonyms have been learnt properly we encourage children to do this at revision exercise.</p>		austere	catastrophe
		avaricious	cautious
		bombard	cease
careful			
clothes			
disaster			
dressed			
drinks			
expect			
gathering			
ghost			
greedy			
haughty			
help			
impatient			
name			
pelt			
several			
stop			
surprise			
wide			
yearly			

Synonyms match-up

A few days after the latest batch of synonyms have been learnt properly we encourage children to do this at revision exercise.

We ask children to wait a few days because the delay will reveal how well the learning activity was completed. Any words they get wrong should be added to their personal words list so that they see it with greater frequency.

The vast majority of vocabulary books only expose children to each word once so there's little chance that they will actually learn the words properly.



Homophones



Some words are pronounced like other words but are different in spelling and meaning, e.g. write and right.

Die	To stop living
Dye	To colour or stain something, e.g. hair
Four	The number after 3

Homophones

These are words which sound the same but have different meanings and are spelt differently.

Children need to actively learn these words so that they become more familiar with this category.

Weight	How heavy a thing is
Waist	Part of the body between the ribs and the hips
Waste	To make poor use of. Rubbish

Choose the correct words from the pair to complete these sentences:

- A quadruped has _____ legs; two hind legs and two _____ legs. **four fore**
- Cutlery is usually made _____.
- Queen Elizabeth is our _____.
- Chloe decided to _____.
- The miners dug a tunnel _____.
- Most people _____.
- Millions of people speak _____.
- In the _____ the rider used the _____ to guide the horse along the muddy track. **rein rain**
- She placed the rubbish in the _____ bin. **waist waste**
- Her shirt was coming apart at the _____. **seam seem**

Children who have not developed their skills in this area will struggle with verbal reasoning and with some literacy tests.


You should learn these off by heart.



Opposites

Easy Words		FOLD
1. come		go
2. Opposites		warm
3. <i>These are similar sheets to our</i>		light/fair
4. <i>synonyms work. We ask children to</i>		night
5. <i>learn these thoroughly over a few days.</i>		shallow
6. defend		attack
7. deny		admit
8. depart		arrive
Harder Words		
9. conceal		reveal
10. condemn	<i>By including some easier words we help ensure everything is covered in a way that also helps boost confidence.</i>	
11. confined		
12. confirm		
13. contract		expand
14. coward		hero
15. damp		dry
16. defeat	<i>Children will cover hundreds of opposites during the course.</i>	victory
17. depth		height
18. drunk		sober

First attempt



Second attempt



More Difficult Opposites

Complete the word on the right so that it has the opposite meaning to the word on the left.

More Difficult Opposites

These sheets extend learning on opposites. The main opposites sheets cover all the basics, these more difficult words will really stretch children and it's likely that they will be writing out a number of these words into their personal words lists for ongoing attention.

AFFIRM

S _ _ _ N

GULLIBLE

_ A _ Y

IRRATIONAL

C _ H _ _ _ NT

ALEERT

D _ _ _ _ Y

It is this mix of stretching and encouraging pupils to interact with words frequently which makes the course so successful.

Marks /10

If you want to improve your vocabulary make sure you read for at least half an hour every day.

CHAPTER IX -THE STRANGEST HOUSE ANY ONE EVER LIVED IN-



The Secret Garden is a classic novel which follows the story of Mary Lennox, an orphan who moves into her uncle's mansion. With the help of an enthusiastic

Paired Reading

Paired reading (reading out loud together while both following the text) works magically to improve a child's reading skills and vocabulary knowledge.

*en which she is
er sees Mary's*

*Imagine. The
climbing roses
knew they were
ground was covered*

with grass of a wintry brown and out of it grew clumps of bushes which were surely rosebushes if they were alive. There were numbers of standard roses which had so spread their branches that they were like little trees. There were other trees in the garden, and one loveliest was that climbing tendrils which made each other or at a far made lovely bridges now and Mary did not

It is especially useful to do this with classic texts where children can be exposed to a segment of a book in the same way they might be in a comprehension test.

brown branches and sprays looked like a sort of crazy mantle spreading over everything, walls, and trees, and even brown grass, where they had fallen from their fastenings and run along the ground. It was this hazy tangle from tree to tree which made it all look so mysterious. Mary had thought it must be different from and indeed it was

We use specially selected excerpts from classic books for paired reading which should be enough for a twenty minute session each time.

Questions

The following words are all underlined in the text above:

*Paired reading
vocabulary testing*

*At the end of each
paired reading section
we use these tests to
draw out potentially
new vocabulary.*

*These texts and the
vocabulary in them
really help children to
develop and refine
their comprehension
skills as well as their
vocabulary.*

Unpleasant
Vanished
Excessive
Hectic
Poignant
Overwhelming
Distinguish
Exhilaration
Extreme
Immediately
Frail

**-E, write down a word from the box
matches the following definitions**

busy or full of frantic activity

very impressive and magnificent

disappear suddenly and
completely

having or showing elegance and
sophistication

to be eager or inquisitive about
something

D

E

**2) For the following five sentences, pick a word from the box
above to complete the sentence so that it makes sense**

As they had left hours ago, the arrival of her grandparents was _____ .

Synonyms Match-up

infuriated
inquire
industrious
insolent
malady
intoxicated
loath
lofty
mammoth
interior
jovial
mechanism
insane
matrimony
maximum
lubricate
invaluable
mariner
meagre
invincible

Words from Past Paper

oppose
sanitary
liable
expel
candidate
absurd
decline
convey
wasteful
consent
betray
credit
deposit
caution
arouse

Opposites 5 Revision

strong
friend/ally
native
smile
obese

The actress was unknown.
The decoration on the table was simple.
The old man was very wise.
The girl was mean.

many

Full answers for every question

There are answers provided for every question in each part of the course.

Where a full detailed explanation is needed, we give it.

revive
pasture
consist
artful
impudent
immerse

Homophones

- 1/ vale, veil
- 2/ stationery, stationary
- 3/ prophet, profit
- 4/ sow
- 5/ muscle
- 6/ herd, heard
- 7/ key, quay
- 8/ knight, night
- 9/ stile, style
- 10/ plaice, place

More Difficult Opposites

- Neglect
- Modest
- Voluntary
- Agree
- Candid
- Stabilise
- Extend
- Smile
- Enable
- Increase

Homographs 9

- 1 pine
- 2 pitch
- 3 plain
- 4 plane
- 5 plant
- 6 play
- 7 plot
- 8 poach
- 9 pool
- 10 post

Homographs 10

- 1 pound
- 2 present
- 3 pulse
- 4 racket
- 5 ram
- 6 rash
- 7 record
- 8 right
- 9 ring
- 10 roll

Opposites 6 Revision

- here
- villain
- reveal
- ignorant

He pleaded innocent to the charge.
The box of books was very light.
The chocolate egg was solid.
The boy felt very humble.
The inside of the cave was minute.

- future
- junior
- minimum

Synonyms Revision

gratitude

hoax

extravagance

exhibit

grave

indolent

heroic

gruesome

imitate

enemy

extended

exterior

enormous

gleaming

ferocious

gorgeous

frigid

generous

fatigue

energetic

Paired Reading

1a) melancholy

b) ghastly

c) wretched

d) decayed

e) denounce

2a) occasionally

b) ridiculous

c) comprehended

d) complimentary

e) indifferent

3a) transfixed

b) speculation

c) contempt

d) obstinate

e) despised

4

The man knew that it would not necessarily be that easy to get a job.

Andy had a smiley face and a prominent nose.

The girl had a dreadful feeling that she had forgotten her homework.

Lily was contemplating whether or not she wanted to go to the park.

The rainy weather was rather unfortunate for their picnic.