

11 Plus Complete Vocabulary Course Preview

This preview is designed to show you, in some depth, the work we'll go through in this course.

Who should be doing it?

- The course is designed to improve the vocabulary of any 11 plus pupil.
- It should be central to the work of any child preparing at home.
- It is also very useful for any child using a tutor or going to a tuition centre. Vocabulary development happens at home it **NEVER** happens effectively in the classroom.

Why is vocabulary development so important?

- 11 plus tests are weighted towards literacy skills over any other skill area.
- **60% of the marks** focus on literacy skills.
- Vocabulary is the single most important area.

How does this course differ from using books?

- Fully structured and planned so you know you'll cover the topic properly in the time available.
 - *Books tend to just scratch the surface of topics or are so specialised you'd need to buy several books to cover the ground properly. It's also difficult to know which book to buy.*
- Includes active learning exercises, tests to make sure learning has happened and revision exercises.
 - *Books tend to just include tests with each word being exposed only once. Children simply cannot develop the depth of knowledge they'll need by using tests alone.*
- This course includes, within its structure, the method of developing vocabulary properly through a range of activities. We encourage children to read, develop personal word lists and build their own bespoke vocabulary for ongoing revision.
 - *Books essentially just include tests and unless you go through a full, well planned, process little development will happen.*

Who is this course right for?

- We have three vocabulary courses. A 40 part course, a 20 part course and a 10 part course.
- In an ideal world children should spend around a week on each part of the course to get best value from it.
- The courses are already intensive but they can be done in a little less time than a week if children are prepared to work very hard.
- We'd suggest the following:

The Complete Vocabulary Course	40 parts	30 - 40+ weeks
Vocabulary Enhance	20 parts	15 - 30 weeks
Vocabulary Boost	10 parts	6 - 15 weeks

So The Complete Vocabulary Course (40 parts) could be started with anything from 30 to over 40 weeks to go until an exam.

- Many parents start to use this course in the summer holidays before Year 5 starts or in the September of Year 5.
 - Vocabulary benefits from spending enough time on it. Words need frequent exposure, revision and familiarisation.
 - The Complete Vocabulary Course delivers comprehensive coverage and ensures children can be fully prepared.
-
- No book covers the ground so completely.
 - This course is fully structured, revision is built in.
 - There's much less planning work for parents to do.

SCROLL DOWN TO SEE COURSE EXAMPLES



More opposites for you to learn!

The Complete Vocabulary Course - Part 7

How are you performing in your match up tests? It is important to revisit new vocabulary several times to ensure the spelling and meaning has properly sunk in.

1. **Reading:** This is always the first item on our list of work because it is so important. Suggested book lists can be found free on the website (www.learningstreet.co.uk)

2. **Your Personal Words List:** Are you managing to use your personal words list every week? Your vocabulary growth will be limited if you do not note down words you are not yet secure on. Remember to keep the sheets for revision.



3. **Opposites 2:** Your words such as **captivity** and please wait a couple of days for the words have really sunk in.

Front Sheets

These sheets come at the front of every part of the course.

4. **Opposites Match-Up:** **learnt these words.** They let you know what is included in each part of the course. This section includes words you have really learnt the words well enough to use again to make sure the words are really learnt more thoroughly.

5. **Homographs:** Can you find the word **cornet**. Do the exercise to check you have learnt more thoroughly. A few days after you have learnt these words, the words will indicate they could be used in a sentence.

6. **Essential Spelling:** We let you know how to approach each activity and why it is important. This is the essential spelling bank. Only use the words when they are really important.

7. **Words from Past Papers:** Then add the word to the list and **entirely**. This section includes words from past papers. If you are not sure of the meaning of the words, then add the word to the list and **entirely**.

8. **More Difficult Opposites:** Come back to this sheet two or three times to try and find the solutions. Remember to note down any unknown words in your personal words list.

9. **Plurals - old English plurals:** This is the seventh plural rule.

10. **Plurals - nouns with no singular form:** This is the eighth plural rule.

11. **Homophones Fun Test:** This is a fun test with a mix of clues from the serious to the light-hearted. Remember to use the personal words list to note down any that are new and that you were not sure of.

12. **Revision Puzzle - Anagrams:** Can you find out which word **fretfined** is an anagram of? Remember children will probably have to have several goes to get as many as they can.
13. **Revision Puzzle - Crossword:** Remember that it is important to have several goes at completing the puzzle because it is not designed to be easy and children will find that they need to work at it.

*The whole course is
planned for you with
revision built in.*



- Please sign below when you have completed everything.
- Your helper may have to test you on some things.

Signed: (Parent/Teacher and Pupil).....

Please do lots of reading throughout this programme.
We hope you enjoyed this part of the course.

Used by Tutors

Private tutors also use this course as the central part of their work with their pupils because it gives a clear structure, not only for lessons, but also for homework. Much more detail on the type of work you will encounter is included below, just scroll down.

Words from past papers

- These words have come up before in 11 Plus past papers and may come up again.
- Insert the right word into each sentence. Watch out because some words will fit more than one sentence but there is only one solution. Use your logic skills to re-adjust if you go wrong.
- If you don't know any of the words then add them to your weekly vocabulary sheet.

quench	flourish	submit	release
pr	Words from past papers		ambition
merc	This series looks at hundreds of challenging words which have come up in past 11 plus papers or in papers produced by publishers.		digest
		ice	permit
		tenant	ordeal

1. He need _____
2. She gain _____
3. He was _____
4. The _____ was shocking.
5. The pop _____ song.

6. Peter tried to _____ his younger sisters decision.
7. The criminal begged for _____.

8. No matter how much water she _____ her thirst.

9. She went to _____ her _____

10. He began to _____

11. The accident had been a scary _____

12. He _____ with his _____

13. She demonstrated her fierce _____

14. He took a few moments to _____

15. She had been a perfect _____ of the house.

Children will know some of these words but many will be new. Some of the words might seem extreme but they are reflective of the papers children will face.

g four times a week.

Marks /15

My Personal Words List

Each week you will find new words or words you haven't quite learnt yet. Familiarisation and a wide vocabulary only develops with frequent exposure. Use this sheet to identify new words, then revise them regularly.

[illegible]




Synonyms

FOLD

Harder Word		Easier Word
abandon	Synonyms <i>These sheets ask children to learn words actively, which is something most books don't do as they only include test activities. Children cannot learn by only doing tests.</i>	leave
abridge		shorten
abode		dwelling
abrupt		sudden
abundant		plentiful
account		room
accurate		correct
acute		sharp
adhere		stick
adversity		misfortune
affectionate	<i>We cover hundreds of synonyms during the course. Children will know some of them but be less familiar with or not know others.</i>	
aggressive		
aid		
ally		
altitude		height
amazement	<i>They are encouraged to make a note of less familiar words in their personal words list.</i>	wonder
amiable		friendly
ample		plentiful
ancient		old
animosity		hatred

First attempt



Second attempt



Synonyms Match-up

Below you will see words from the synonyms you have just learnt.
Match each word from the box below with its synonym in the list below.

annual	arrogant	attired	beverages
anonymous	assembly	audacity	broad
<div> <p>Synonyms match-up</p> <p>A few days after the latest batch of synonyms have been learnt properly we encourage children to do this at revision exercise.</p> </div>		austere	catastrophe
		avaricious	cautious
		bombard	cease
at			
career			
clothes			
disaster			
dressed			
drinks			
expect			
gathering			
ghost			
greedy			
haughty			
help			
impulse			
name			
pelt			
sever			
stop			
surprise			
wide			
yearly			

We ask children to wait a few days because the delay will reveal how well the learning activity was completed. Any words they get wrong should be added to their personal words list so that they see it with greater frequency.

The vast majority of vocabulary books only expose children to each word once so there's little chance that they will actually learn the words properly.

Synonyms Revision

You have already learnt these. Fill in the gaps to reveal the correct synonym.

expect ant p e

Synonyms Revision

In the following part of the course children will get this tough revision exercise which uses a similar CLOZE format seen in many 11 Plus tests. If they learnt the words properly previously then they should score highly.

ghost	app _ _ it _ _ _
apart	as _ _ d _ r
dressed	att _ _ r _
greedy	ava _ _ c _ ous
disas	
help	
surp	
name	
cloth	
impu	
wide	b _ _ _ d

This revision exercise boosts frequency and helps children retain the word at front of mind. It is revision activities like these which make all the difference and result in really good outcomes.

Remember - this is a test and learning exercise. If you get them all correct you will have done incredibly well. If you haven't just learn the ones you missed. As you progress your vocabulary will grow each week.

Marks / 20

Essential Spelling

Learn these words. Test yourself using the look, learn, cover, write, check method.

Look/Learn/Cover	Write/Check 1	Write/Check 2....	Write/Check 3....
committee			<p>Essential Spelling</p> <p><i>These sheets feature the 200 words children have to learn as part of their KS2 course. It's highly likely these words will feature in 11 Plus tests because they are linked to the literacy curriculum.</i></p>
system			
communicate			
existence			
conscious			
queue			
community			
explanation			
competition			
conscience			

Choose from the words you have just learnt and use each a maximum of once to fill in the sentences below.

(You may need to use logic to get the right answer)

- 1/ I was _____ that the _____ at the ticket office was very long.
- 2/ The _____ allowed for some _____ between different companies.
- 3/ I wanted to _____ my views to the _____.
- 4/ The _____ of the _____ depended on the local factory.
- 5/ My _____ was that my _____ would not allow me to not report the crime.

Fill in the gaps to find the word meaning the SAME or nearly the same as the words on the left.

description _____ converse _____
 routine _____ neighbourhood _____

Words with More than One Meaning

Some words have more than one meaning. They are called homographs.

For example:

I will **show** you how it is done. They went to the theatre to see a **show**.

fair foil fine dip fence flex dart flutter draw duck

- Write in the word from the list above to complete the meaning:

1. He had to _____ as he went through the doorway.
The _____ waddled around the pond.

2. He tried to _____
His leg was bleeding


3. There was a slight _____
She wanted to _____

4. He would _____
He used his new pen

Homographs

These are words which have the same spelling but more than one meaning. We will cover hundreds of these words.

5. The _____ came to town every summer.
He didn't think it was _____ that he had to do all the washing up.
6. The weather was _____.
He had to pay his parking _____.
7. He was determined to _____ their plans.
Her mother had wrapped her sandwiches in _____.
8. She tripped over the _____ of the Hoover.
He liked to _____ his muscles as the ladies walked past.
9. We gripped our swords and started to _____.
The women stood talking over the garden _____.
10. He liked a little _____ on the horses.
She would always _____ her eyelashes to get what she wanted.



Fence






Opposites

Easy Words		FOLD
1. come		go
2. Opposites		warm
3. <i>These are similar sheets to our</i>		light/fair
4. <i>synonyms work. We ask children to</i>		night
5. <i>learn these thoroughly over a few days.</i>		shallow
6. defend		attack
7. deny		admit
8. depart		arrive
Harder Words		
9. conceal		reveal
10. condemn		<i>By including some easier words we help ensure everything is covered in a way that also helps boost confidence.</i>
11. confined		
12. confirm		
13. contract		
14. coward		hero
15. damp		dry
16. defeat	<i>Children will cover hundreds of</i>	victory
17. defeat	<i>opposites during the course.</i>	height
18. drunk		sober

First attempt



Second attempt



Opposites Match-up

Below you will see words from the opposites you have just learnt.
Match each word from the box below with its opposite in the list below.

big	clever	bow	cheap
black	cold	bright	chubby
bottom	bitter	broad	coarse
<div> <p>Opposites Match Up</p> <p><i>We ask children to only do these pages a few days after they have learnt the opposites.</i></p> </div>		captive	
		captivity	
curs			
dirty			
dull			
expensive/dear			
free			
freedom	<div> <p>Opposites Match Up</p> <p><i>Their score will reveal how well they learnt the words first time round and may indicate further work is necessary.</i></p> </div>		
hot			
narrow			
sell			
slim			
small			
smooth			
stern			
stupid			
sweet			
timid			
top			
white			

Opposites 3 - Revision

You have learnt these harder words now do the following exercises.

What is the opposite of conceal? _____

What is the opposite of condemn? _____

What is the opposite of react? _____

What is the opposite of? _____

What is the opposite of? _____

Fill in the gaps using the opposite of the word in bold.

The **hero** did not hide behind the rock.

The shape had a **height** of three metres.

The man was **drunk** when he left the pub.

Fill in the gaps on the right to find the opposite left.

defend a _ _ _ _ k

admit d _ _ y

deep sh _ _ _ ow

SCORE:

If you did **3** questions 3.

Opposites

further revision

In the following part of the course we include this opposites revision exercise.

Opposites further revision

This aims to not only test whether children know each word but also extends their understanding of contextual meaning.

Further exposure to each word also helps the words become more familiar.

More Difficult Opposites

Complete the word on the right so that it has the opposite meaning to the word on the left.

More Difficult Opposites

These sheets extend learning on opposites. The main opposites sheets cover all the basics, these more difficult words will really stretch children and it's likely that they will be writing out a number of these words into their personal words lists for ongoing attention.

AFFIRM

S _ _ _ N

GULLIBLE

_ A _ Y

IRRATIONAL

C _ H _ _ _ NT


ALERT

D _ _ _ _ V

It is this mix of stretching and encouraging pupils to interact with words frequently which makes the course so successful.

Marks /10

If you want to improve your vocabulary make sure you read for at least half an hour every day.



Homophones



Some words are pronounced like other words
but are different in spelling and meaning, e.g. write and right.

Die	To stop living
Dye	To colour or stain something, e.g. hair
Four	The number after 3

Homophones

These are words which sound the same but have different meanings and are spelt differently.

Children need to actively learn these words so that they become more familiar with this category.

Weight	How heavy a thing is
Waist	Part of the body between the ribs and the hips
Waste	To make poor use of. Rubbish

Choose the correct words from the pair to complete these sentences:

1. A quadruped has _____ legs; two hind legs and two _____ legs. **four fore**
2. Cutlery is usually made _____
3. Queen Elizabeth is our _____
4. Chloe decided to _____
5. The miners dug a tunnel _____
6. Most people _____
7. Millions of people spend _____
8. In the _____ the rider used the _____ to guide the horse along the muddy track. **rein rain**
9. She placed the rubbish in the _____ bin. **waist waste**
10. Her shirt was coming apart at the _____. **seam seem**

Children who have not developed their skills in this area will struggle with verbal reasoning and with some literacy tests.

You should learn these off by heart.

150 Commonly Misspelt Words

Say the word out loud, write it out five times while saying it aloud each time, then use the LOOK COVER WRITE CHECK method to learn them.

You **MUST** learn them.

There are 15 sheets altogether.

150 Commonly Misspelt Words

These words are those which research has shown children of this age struggle with most. There are bound to be some in this list which your child struggles with.

appear

argue

August

awkward

beautiful

because

beginning

We first ask children to learn the words properly and then test again later to reinforce learning.

Britain

I PROMISE

I know all these
10 words.

Signed:

.....



150 Commonly Misspelt Words


- Remember to check each word and tick it if it is correct. ✓
- You must do this as you go along, not at the end!
- Say the word out loud each time you write it.
- Write each word out 4 times, the more you write it out the better.

It's really important to learn how to spell these words because mistakes are often made here. Challenge yourself to make a special effort to learn them thoroughly.

Look Cover Write Check

Look/Learn/Cover	Write/Check 1	Write/Check 2	Write/Check 3	Write/Check 4
extremely				
favourite				
February	150 Commonly Misspelt Words Further Testing These words typically respond well to increased frequency of exposure so we ask children to go through a further testing exercise using the standard Look, Cover Write Check process they have been through before.			
final				
fluoresce				
foreign				
fort				
fries				
govern				
graffiti				

Writing out each word correctly lots of times and saying each word as you write it helps you to learn properly.



Homophones Fun Test 4

Words which sound the same but have different meanings. Match each word to the correct words on the right hand side.

Some of the meanings are exact, some are a little more fun.



Aid

Aide

Sold

Soled

Wholly

Holy

Bold

Bowler

Ate

Eight

Chilli

Chilly

Rapt

Wrapped

Heal

Heel

Does

Doze

Female deer

Not warm

Hurled

Totally

Site of bought

Up

Assistant

Plus one

Need paper and sticky tape

Re

Not sleep

Med

Need this if worn too much

Sacred

Eaten with rice?

Opposite of timid

Spellbound

Part of the foot

Homophones Fun Tests

These tests use a mix of definitions and fun clues to engage pupils and help them to keep these words at the front of their minds.

Marks /18

CHAPTER IX

-THE STRANGEST HOUSE

ANY ONE EVER LIVED IN-



The Secret Garden is a classic novel which follows the story of Mary Lennox, an orphan who moves into her uncle's mansion. With the help of an enthusiastic

Paired Reading

Paired reading (reading out loud together while both following the text) works magically to improve a child's reading skills and vocabulary knowledge.

*en which she is
er sees Mary's*

It
h
w
re

Imagine. The
climbing roses
knew they were
ground was covered

with grass of a wintry brown and out of it grew clumps of bushes which were surely rosebushes if they were alive. There were numbers of standard roses which had so spread their branches that they were like little trees. There were other trees in the garden, and one

loveliest was that climber which made each other or at a far made lovely bridges now and Mary did not

It is especially useful to do this with classic texts where children can be exposed to a segment of a book in the same way they might be in a comprehension test.

brown branches and sprays looked like a sort of crazy mantle spreading over everything, walls, and trees, and even brown grass, where they had fallen from their fastenings and run along the ground. It was this hazy tangle from tree to tree which made it all look so mysterious. Mary had thought it must be different from

We use specially selected excerpts from classic books for paired reading which should be enough for a twenty minute session each time.

and indeed it was

Questions

The following words are all underlined in the text above:

Paired reading vocabulary testing

*At the end of each
paired reading section
we use these tests to
draw out potentially
new vocabulary.*

*These texts and the
vocabulary in them
really help children to
develop and refine
their comprehension
skills as well as their
vocabulary.*

Unpleasant
Vanished
Excessive
Hectic
Poignant
Overwhelming
Distinguish
Exhilaration
Extreme
Immediately
Frail

**-E, write down a word from the box
matches the following definitions**

busy or full of frantic activity

very impressive and magnificent

disappear suddenly and
completely

having or showing elegance and
sophistication

to be eager or inquisitive about
something

D

E

**2) For the following five sentences, pick a word from the box
above to complete the sentence so that it makes sense**

As they had left hours ago, the arrival of her grandparents was _____ .

Revision Anagrams - Jumbled Letters

- This exercise uses words you have recently learnt.
- Use the clues to help you sort the letters out to find the answer.
- If you are not sure of a word (spelling or meaning) add it to your own personal vocabulary list.

Question	Clue	Answer
1. raise	Anagrams Puzzles <i>Words where the letters have become jumbled up are called anagrams.</i>	
2. vsiveur		
3. enrigh		

4. desire	To live somewhere.	
5. wiethe	How have someone or	

Revision


To be successful in any 11 Plus test children need to greatly enhance the number of words they are very familiar with. Each test uses words that they have recently learnt as part of the course so acts as revision, building frequency of exposure.

9. aides	To the side.	
10. zepri	Something that is given as a reward, usually for an achievement.	

11. tedri	Thinking Skills Development <i>These tests are difficult. We ask children to return again and again to the test and each time try to get a few more correct. This process helps children to keep words front of mind and directly enhances the type of thinking skills they will need in the exam. It helps them develop the tenacity to succeed.</i>	
12. meboil		
13. viperdo		
14. yepr		

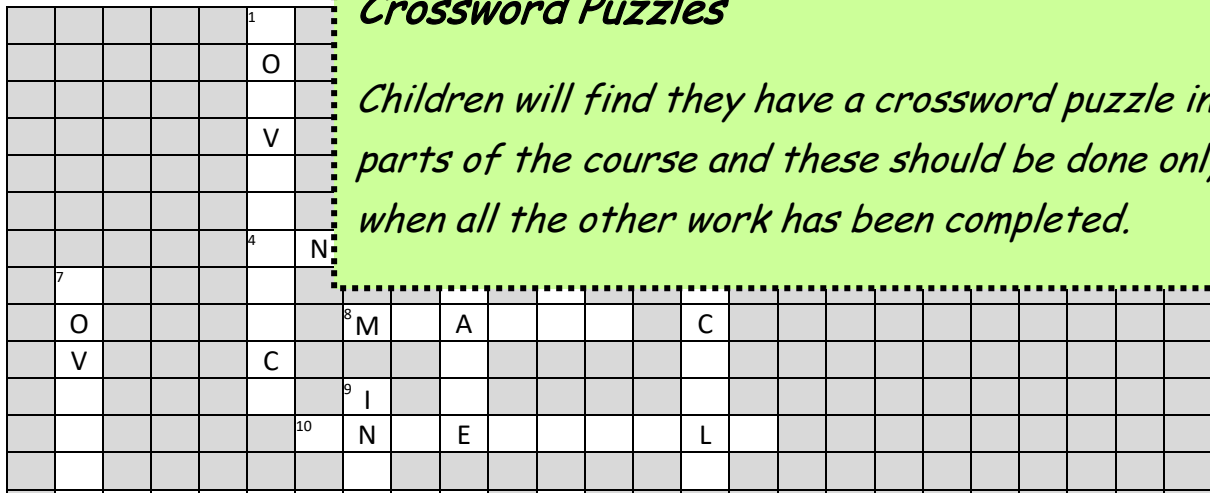
Crossword Revision Puzzle

You have recently learnt all these words. Use the clues to solve the puzzle. Please revise any you are not sure of.




Crossword Puzzles

Children will find they have a crossword puzzle in most parts of the course and these should be done only when all the other work has been completed.



Revision

These crossword puzzles will use words they have recently dealt with in the course.



Thinking Skills Development

We encourage children to keep coming back to these crossword puzzles and have a proper go at trying to get as many correct as possible. This activity is designed to develop the type of tenacity and thinking skills children will need in an exam where they will often find they need to actively think of answers that don't immediately come to them.

Clues down

1. Similar to suit.
2. A sailor.
3. Cannot be def.
5. To dislike some.
7. A group of people in a country.
9. When someone does something, perhaps.
12. Being cheeky and naughty.
13. Making something slippery.
14. A large extinct animal that had tusks.
16. To look into something.
18. A serious problem.
15. When someone is hard working.
17. Moral well-being.
19. The second month of the year.

20 MOST DIFFICULT WORDS FROM PAST PAPERS

Fill in the gaps in the sentences below to find the correct word.

TIP - Remember to read the sentence properly as it may give you valuable clues.

TIP - Think about endings.

TIP - As a last resort try some letters out.

1. Under their leadership the _____ o u s.

2. It was stuffy, the _____ e n _____ not
adequate.

3. Juliet was _____ n _____ o _____ s _____ school.

4. Tom aimed to be as _____ e _____ ssible.

5. Zebra sightings were f _____ holiday.

6. The judge was _____ l _____ i _____ n t as she decided on the sentence for the
criminal.

7. It is very important to be _____ g _____ n i c , especially in a hospital.

8. Lucy was desperate to _____ e s _____ n from her boring job.

9. Harry knew it was _____ This one focusses

10. Joe could not _____ on the most drinking a litre of water

11. The couple _____ o _____ difficult words de their decision.

12. It was hard to _____ from past papers. was broken.

13. The class c _____ during their test.

*Summary revision
testing*

*At the end of the
course we deliver lots
of summary tests.*

*This one focusses
on the most
difficult words
from past papers.*

ANSWERS - COMPLETE VOCABULARY - PART 27

Homographs

- 1 seal
- 2 second
- 3 serve
- 4 shed
- 5 sink
- 6 slip
- 7 sole
- 8 sound
- 9 spell
- 10 spirit

The trunk of the tree felt smooth.
Some of the oranges tasted very sweet.
Their new house was very cramped.
The path to the house was straight.
The cats were wild.

9. Wane
10. Whined
11. Second
12. Serve
13. Sound
14. Sensor
15. Unite

Crossword Revision Puzzle

Down

Homophones Fun Test

Vial
More
Lode
Meet
Moor
Urn
Sealing
Wind
Ceiling
Censor
Lyre
Vile
Liar
Load
Meat
Whined
Sensor
Earn

Full answers for every question

There are answers provided for every question in each part of the course.

Where a full detailed explanation is needed we give it.

vacant
wealth
these
youth
old

Revision Anagrams

1. Nuisance
2. Vehicle
3. Loneliness
4. Management
5. Young
6. Occupied
7. Vacant
8. Vague

5. Separate
7. Library
9. Island
11. Occupy
13. Desperate.
14. Ceiling
16. Harass
17. Interested
18. Unwise
19. Wealth

Opposite Revision

smart
stationary
gradual
tiny

