

11 Plus Vocabulary Enhance Course Preview

This preview is designed to show you, in some depth, the work we'll go through in this course.

Who should be doing it?

- The course is designed to enhance the vocabulary of any 11 plus pupil.
- It should be central to the work of any child preparing at home.
- It is also very useful for any child using a tutor or going to a tuition centre. **Vocabulary development happens at home it NEVER happens effectively in the classroom.**

Why is vocabulary development so important?

- 11 plus tests are weighted towards literacy skills over any other skill area.
- **60% of the marks** focus on literacy skills.
- Vocabulary is the single most important area.

How does this course differ from using books?

- Fully structured and planned so you know you'll cover the topic properly in the time available.
 - *Books tend to just scratch the surface of topics or are so specialised you'd need to buy several books to cover the ground properly. (It's also difficult to know which book to buy).*
- Includes: active learning exercises, tests to make sure learning has happened and revision exercises.
 - *Books tend to just include tests with each word being exposed only once. Children simply cannot develop the depth of knowledge they'll need by using tests alone.*
- This course includes, within its structure, the method of developing vocabulary properly through a range of activities. We encourage children to read, to develop personal word lists, to build their own bespoke vocabulary for on-going revision.
 - *Books essentially just include tests and unless you go through a full, well planned, process little development will happen.*

Who is this course right for?

- We have three vocabulary courses. A 40 part course, a 20 part course and a 10 part course.
- In an ideal world children should spend around a week on each part of the course to get best value from it.
- The courses are already intensive but they can be done in a little less time than a week if children are prepared to work very hard.
- Ideally we'd suggest the following:

The Complete Vocabulary Course	40 parts	30 - 40+ weeks
Vocabulary Enhance	20 parts	15 - 30 weeks
Vocabulary Boost	10 parts	6 - 15 weeks

So this vocabulary enhance course (20 parts) could be started with anything from 15 - 30 weeks to go until an exam.

- Some parents successfully use this course over a long period to enhance homework given by tutors or tuition centres (for instance doing one part every two weeks).
 - Where you have longer than 30 weeks the reason we recommend the 40 part course is simply because it covers much more ground.
 - The reason we suggest you use the 10 part course if you have less than 15 weeks to go is simply that this course will be too intensive to do over a short period.
-
- **No book covers the ground so completely.**
 - **This course is fully structured, revision is built in.**
 - **There's much less planning work for parents to do**

What does the Vocabulary Boost preview show?

SCROLL DOWN TO SEE COURSE EXAMPLES



Vocabulary Enhance - Part 13

There is a paired reading text from Frankenstein in this section.

Paired reading really helps children develop a wide vocabulary.

More details on paired reading on www.learning-street.org



- 1. Reading:** Are you confident you can read for at least half an hour each day? Please make sure you read for at least half an hour each day. We have also given you a paired reading text to read.
- 2. Your Personal Words:** You will have exposure to a wide range of words. Use these sheets to note down new words you find. **Revise the sheets regularly** so that your vocabulary will grow.
- 3. Words from Tests:** Words that have come up in published tests before. If you find a new word to your personal words list. **Revise the words regularly.**
- 4. Synonyms 7:** We let you know when to approach each activity and why it is important. This section includes words such as **melancholy** which you think you have really learnt. Then test yourself again to make sure the words are in your list.
- 5. Synonyms Match:** A simple test a few days after you have learnt these words. Any mistakes or hesitancy will indicate they could be learnt more thoroughly.
- 6. Homographs:** Can you think of two meanings for the word **subject**. Do the exercise to check your understanding of these words. Learn any you didn't get.
- 7. Opposites 11 Revision:** This page revises words you learnt last time. **If you learnt the words properly, you should be able to do this 100%.** Remember to add any words you are not sure of to your list to ensure you see them with greater frequency. **The whole course is planned for you with revision built in.**
- 8. Essential Spelling:** More words to learn from the essential spelling bank. Only do the tests when the words have been learnt properly.



9. **Homophones Fun Test:** From serious to the light-hearted, **note down any that are new** to you.
10. **More Difficult Opposites:** Try to try and find the solutions to your personal words list.
11. **Paired Reading: Frankens** reading text then why not only helps children develop their comprehension skills.

Front Sheets continued

You can expect around 11-14 individual activities focusing on different areas of vocabulary development in each part of the course.

of clues from the **personal words list to** be of.

to or three times to try unknown words in

you enjoy the paired reading classic books not helps them to develop



- Please sign below when you have completed everything.
- Your helper may have to test you on some things.

Signed: (Parent/Teacher and Pupil).....

Please do lots of reading throughout this programme.
We hope you enjoyed this part of the course.

Words from past papers

- These words have come up before in 11 Plus past papers and may come up again.
- Insert the right word into each sentence. Watch out because some words will fit more than one sentence but there is only one solution. Use your logic skills to re-adjust if you go wrong.
- If you don't know any of the words then add them to your weekly vocabulary sheet.

quench	flourish	submit	release
pr	Words from past papers		ambition
merc	<i>This series looks at hundreds of challenging words which have come up in past 11 plus papers or in papers produced by publishers.</i>		digest
		ice	permit
		tenant	ordeal

1. He need _____
2. She gain _____
3. He was _____
4. The _____ was shocking.
5. The pop _____ song.
6. Peter tried to _____ his younger sisters decision.
7. The criminal begged for _____.

8. No matter how much water she _____ her thirst.
9. She went to _____ her _____.
10. He began to _____.
11. The accident had been a scary _____.
12. He _____ with his _____.
13. She demonstrated her fierce _____ four times a week.
14. He took a few moments to _____.
15. She had been a perfect _____ of the house.

Children will know some of these words but many will be new. Some of the words might seem extreme but they are reflective of the papers children will face.

Marks /15

My Personal Words List

Each week you will find new words or words you haven't quite learnt yet. Familiarisation and a wide vocabulary only develops with frequent exposure. Use this sheet to identify new words, then revise them regularly

New Word (Write the new word here)	Meaning (Write down its meaning in your own words)	New word in sentence (Write a short sentence with your new word in it)
---------------------------------------	---	---

Personal Words List

*This simple sheet is at the heart of everything we do. Children all have a **unique** vocabulary and our role is to help each child develop their **own** vocabulary.*

These personal word lists should be used by children to identify 20 words (during each part of the course) that they have either not quite learnt properly, or discovered through their reading.

There is little point in embarking on any vocabulary enhancement exercise without using personal words lists like these. All vocabulary books fail in this regard. .




Synonyms

FOLD

Harder Word		Easier Word
abandon	<p>Synonyms</p> <p><i>We use these sheets to ask children to learn their synonyms. These sheets actively ask children to learn words, which is something most books don't do as they only include test activities. Children cannot learn by only doing tests.</i></p>	leave
abridge		shorten
abound		dwelling
abrupt		sudden
abundant		plentiful
account		room
accurate		correct
acute		sharp
adhere		stick
adversity		misfortune
affectionate	<p><i>We cover over 1000 synonyms during the course. Children will know some of them but be less familiar with or not know others.</i></p>	
aggressive		
aid		
ally		
altitude		height
amazement		wonder
amiable	<p><i>They are encouraged to make a note of less familiar words in their personal words list.</i></p>	friendly
ample		plentiful
ancient		old
animosity		hatred

First attempt



Second attempt



Synonyms Match-up

Below you will see words from the synonyms you have just learnt.
Match each word from the box below with its synonym in the list below.

annual	arrogant	attired	beverages
anonymous	assembly	audacity	broad
<div data-bbox="172 539 890 920" style="border: 1px dashed black; background-color: #e0ffe0; padding: 5px;"> <p>Synonyms match-up</p> <p>A few days after the latest batch of synonyms have been learnt properly we encourage children to do this</p> </div>		austere	catastrophe
		avaricious	cautious
at		bombard	cease
career			
clothes			
disaster			
dressed			
drinks			
expect			
gathering			
ghost			
greedy			
haughty			
help			
impure			
name			
pelt			
seven			
stop			
surprise			
wide			
yearly			

We ask children to wait a few days because the delay will reveal how well the learning activity was completed. Any words they get wrong should be added to their personal words list so that they see it with greater frequency.

The vast majority of vocabulary books only expose children to each word once so there's little chance that they will actually learn the words properly.

Synonyms Revision

You have already learnt these. Fill in the gaps to reveal the correct synonym.

expect ant p e

Synonyms Revision

In the following part of the course children will get this tough revision exercise which uses a similar CLOZE format seen in many 11 Plus tests. If they learnt the words properly previously then they should score highly.

ghost app _ _ it _ _ _
apart as _ _ d _ r
dressed att _ _ r _
greedy ava _ _ c _ ous

disas This revision exercise boosts frequency
help and helps children retain the word at
surp front of mind. It is revision activities
name like these which make all the
cloth difference and result in really good
impu outcomes.
wide b _ _ _ d

Remember - this is a test and learning exercise. If you get them all correct you will have done incredibly well. If you haven't just learn the ones you missed. As you progress your vocabulary will grow each week

Marks / 20

Recommended Books for 9-12 years-olds

The National Education Association has created a list of one hundred books which it recommends as great reading for children. Here are the books from that list for children aged 9 to 12.

Charlotte's Web	Reading	John Gerson
Hatchet	<i>We emphasise the need to read at every opportunity.</i>	
The Lion and the Lamb		
Charlie and the Chocolate Factory	<i>Reading helps children in very many ways but it is particularly important for vocabulary development.</i>	Roald Dahl
A Wrinkle in Time		Mildred D. Taylor
Shiloh		William Faulkner
Little House on the Prairie		Laura Ingalls Wilder
The Secret Garden		Florence Knapp Burnett
The Boy in the Striped Pajamas		Rudolf A. S. Hill
Sarah, Plain and Tall	<i>It is unlikely that children who read for less than half an hour a day will reach their full potential.</i>	Patricia Polacco
The Island on the Border		John Gerson
Maniac McGee		Chris Van Allsburg
The Boy Who Swam to England		John Gerson
The Giver		Lois Lowry
James and the Giant Peach		Roald Dahl
Little House in the Big Woods		Laura Ingalls Wilder
Roll of Thunder, Hear My Cry		Mildred D. Taylor
Stone Fox		John Reynolds Gardiner
Number the Stars		John Gerson
Mrs. Fris and the Rats of Nimh	<i>We cannot do more than encourage regular reading but do remind you to do it during each part of the course because it is so important.</i>	
The Best Christmas Pageant Ever		
Matilda		
Tales of a Fourth Grade Nothing		
Ramona Quim, Age 8		
The Trumpet of the Swan		
The Chronicles of Narnia		C. S. Lewis
The Phantom Tollbooth		Norton Juster
Tuck Everlasting		Natalie Babbitt
Anne of Green Gables		Lucy Maud Montgomery
The Great Gilly Hopkins		Katherine Paterson
Little House books		Laura Ingalls Wilder
Sideways	<i>There's little point in embarking on any 11 Plus preparation exercise unless children are reading every day, that's why we constantly remind you to do it.</i>	
Hatchet		John Gerson
A Long Walk from Home		John Gerson
Mr. Gannett		John Gannett
My Teacher		John Gerson
Stuart Little		John Gerson
Wagon Wheels		John Gerson
The Boy Who Swam to England		John Gerson
The Watsons Go to Birmingham - 1965		Christopher Paul Curtis

Essential Spelling

Learn these words. Test yourself using the look, learn, cover, write, check method.

Look/Learn/Cover	Write/Check 1	Write/Check 2...	Write/Check 3
committee			
system			
communicate			
existence			
conscious			
queue			
community			

Essential Spelling

These sheets feature the 200 words children have to learn as part of their KS2 course. It's highly likely these words will feature in 11 Plus tests because they are linked to the literacy curriculum.

These words are not covered in any 11 Plus preparation book to our knowledge.

words you have just learnt and use each a maximum once to fill in the sentences below.

(you may need to use logic to get the right answer)

1/ I was _____ that the _____ at the ticket office was very long.

2/ The _____ allowed for some companies.

3/ I wanted to _____ my views to

4/ The _____ of the _____ d

5/ My _____ was that my _____ the crime.

We ask children to learn these words properly because as tests seek to reward those who have done well through the KS2 curriculum rather than through tutoring it is likely that they will occur with increased frequency in tests.

Fill in the gaps to find the word same as the w

description _____

routine _____

Words with More than One Meaning

Some words have more than one meaning. They are called homographs.

For example:

I will **show** you how it is done. They went to the theatre to see a **show**.

fair	ter draw duck
------	---------------


Homographs

These are words which have the same spelling but more than one meaning. We will cover over 400 of these words.

Children will be tested on these in their Verbal Reasoning and Literacy tests and it is essential that they broaden their knowledge of them.

- Write in
- 1. He had to _____
The _____
- 2. He tried to _____
His leg was _____ it.
- 3. There was _____
She wanted _____
- 4. He would _____
He used his _____
- 5. The _____
He didn't think it was _____ that he had to do all the washing up.
- 6. The weather was _____ .
He had to pay his parking _____ .
- 7. He was determined to _____
Her mother had wrapped _____
- 8. She tripped over the _____
He liked to _____ his _____
- 9. We gripped our swords and _____
The women stood talking _____
- 10. He liked a little _____ on the horses.
She would always _____ her eyelashes to get what she wanted.

By asking children to actually write out the words, learning tends to happen with greater effect than it does with tests alone.



Fence






Opposites

FOLD

Easy Words	
1. come	go
2. Opposites	
3. <i>These are similar sheets to our</i>	
4. <i>synonyms work. We ask children to</i>	
5. <i>learn these thoroughly over a few days.</i>	
6. <i>These opposites are a mix of easier</i>	
7. <i>words and more difficult words.</i>	
8. depart	arrive
Harder Words	
9. conceal	reveal
10. condemn	By including some easier words we help ensure everything is covered in a way that also helps boost confidence.
11. confined	
12. confirm	
13. contract	
14. coward	
15. damp	expand
16. defend	Children will cover over 1000 opposites during the course.
17. depend	
18. drunk	sober

Abroad

First attempt



Second attempt



Opposites Match-up

Below you will see words from the opposites you have just learnt.
Match each word from the box below with its opposite in the list below.

big	clever	bow	cheap
black	cold	bright	chubby
bottom	bitter	broad	coarse
<p>Opposites Match Up</p> <p><i>We ask children to only do these pages a few days after they have learnt the opposites.</i></p>		captive	
		captivity	
curs			
dirty			
dull			
expensive/dear			
free			
freedom			
hot			
narrow			
sell			
slim			
small			
smooth			
stern			
stupid			
sweet			
timid			
top			
white			

Opposites Match Up

Their score will reveal how well they learnt the words first time round and may indicate further work is necessary.

Opposites 3 - Revision

You have learnt these harder words now do the following exercises.

What is the opposite of conceal? _____

What is the opposite of condemn? _____

What is the opposite of contact? _____

What is the opposite of further? _____

What is the opposite of revision? _____

Read the following sentences using the opposite of the word in bold.

The teacher was responsible for the attack.

The man was drunk when he left the pub.

The rock was three metres high.

The man was drunk when he left the pub.

Fill in the gaps on the right to find the opposite of the word on the left.

defend a _____ k

admit d _ _ y

deep sh _ _ _ ow

SCORE:

If you did this exercise 3.

Further exposure to each word also helps the words become more familiar.

Opposites further revision

This aims to not only test whether children know each word but also extends their understanding of contextual meaning.

More Difficult Opposites

Complete the word on the right so that it has the opposite meaning to the word on the left.

More Difficult Opposites

These sheets extend learning on opposites. The main opposites sheets cover all the basics, these more difficult words will really stretch children and it's likely that they will be writing out a number of these words into their personal words lists for on-going attention.

AFFIRM

S _ _ _ N

GULLIBLE

_ A _ Y

IRRATIONAL

C _ H _ _ _ NT

ALEERT

D _ _ _ _ Y

It is this mix of stretching and encouraging pupils to interact with words frequently which makes the course so successful.

Marks /10

If you want to improve your vocabulary make sure you read for at least half an hour every day.



Homophones



Some words are pronounced like other words but are different in spelling and meaning, e.g. write and right.

Die	To stop living
Dye	To colour or stain something, e.g. hair
Four	The number after 3

Homophones

These are words which sound the same but have different meanings and they are spelt differently. We will expose children to over 400 of these words.

Children need to actively learn these words so that they become more familiar with this category.

Choose the correct words from the pair to complete these sentences:

1. A quadruped has _____ legs; two hind legs and two _____ legs. **four fore**
2. Cutlery is usually made _____
3. Queen Elizabeth is our _____
4. Chloe decided to _____
5. The miners dug a tunnel _____
6. Most people _____
7. Millions of people spread _____ over the world _____ for peace. **prey pray**
8. In the _____ the rider used the _____ to guide the horse along the muddy track. **rein rain**
9. She placed the rubbish in the _____ bin. **waist waste**
10. Her shirt was coming apart at the _____. **seam seem**

Children who have not developed their skills in this area will struggle with Verbal Reasoning and with some literacy tests.

wait

You should learn these off by heart.

150 Commonly Misspelt Words

Say the word out loud, write it out five times while saying it aloud each time, then use the LOOK COVER WRITE CHECK method to learn them.

You **MUST** learn them.

There are 15 sheets altogether.

150 Commonly Misspelt Words

appear

argue

August

awkward

beautiful

because

beginning

These words are those which research has shown children of this age struggle with most. There are bound to be some in this list which your child struggles with.

We firstly ask children to learn the words properly and then test again later to re-enforce learning.

I PROMISE

I know all these
10 words.

Signed:
.....



150 Commonly Misspelt Words


- Remember to check each word and tick it if it is correct. ✓
- You must do this as you go along, not at the end!
- Say the word out loud each time you write it.
- Write each word out 4 times, the more you write it out the better.

It's really important to learn how to spell these words because mistakes are often made here. Challenge yourself to make a special effort to learn them thoroughly.

Look Cover Write Check

Look/Learn/Cover	Write/Check 1	Write/Check 2	Write/Check 3	Write/Check 4
extremely				
favourite				
Febru	<div style="border: 2px dashed black; background-color: #e0ffe0; padding: 10px;"> <p>150 Commonly Misspelt Words Further Testing</p> <p>These words typically respond well to increased frequency of exposure so having asked children to learn them once we then ask them to go through a further testing exercise using the standard Look, Cover Write Check process they have been through before.</p> </div>			
final				
fluore				
fore				
for				
frie				
govern				
graffiti				

Writing out each word correctly lots of times and saying each word as you write it helps you to learn properly.



Homophones Fun Test 4

Words which sound the same but have different meanings. Match each word to the correct words on the right hand side.



Some of the meanings are exact some are a little more fun

Aid		Female deer
Aide		Not warm
Sold		Hurled
Soled		Totally
Wholly	<p>Homophones Fun Tests</p> <p><i>These tests use a mix of definitions and fun clues to engage pupils and help them to keep these words at the front of their minds.</i></p>	site of bought
Holy		elp
Bold		ssistant
Bowled		a plus one
Ate		need paper and sticky tape
Eight		re
Chilli		t sleep
Chilly		med
Rapt		need this if worn too much
Wrap		d
Heal	with rice?	
Heel		Opposite of timid
Does		Spellbound
Doze		Part of the foot

Marks /18



CHAPTER IX

-THE STRANGEST HOUSE

ANY ONE EVER LIVED IN-

The Secret Garden is a classic novel which follows the story of Mary Lennox, an orphan who moves into her uncle's mansion. With the help of an enthusiastic

Paired Reading

Paired reading (reading out loud together while both following the text) works magically to improve a child's reading skills and vocabulary knowledge.

*en which she is
er sees Mary's*

*Imagine. The
climbing roses
knew they were
ground was covered*

with grass of a wintry brown and out of it grew clumps of bushes which were surely rosebushes if they were alive. There were numbers of standard roses which had so spread their branches that they were like little trees. There were other trees in the garden, and one of the loveliest was that which had tendrils which made each other or at a far distance made lovely bridges now and Mary did not know how brown branches and sprays looked like a sort of hazy mantle spreading over everything, walls, and trees, and even brown grass, where they had fallen from their fastenings and run along the ground. It was this hazy tangle from tree to tree which made it all look so mysterious. Mary had thought it must be different from

It is especially useful to do this with classic texts where children can be exposed to a segment of a book in the same way they might be with a comprehension test.

We use specially selected excerpts from classic books for paired reading which should be enough for a twenty minute session of paired reading each time.

and indeed it was

Questions

The following words are all underlined in the text above:

Paired reading vocabulary testing

*At the end of each
paired reading section
we use these tests to
draw out potentially
new vocabulary.*

*These texts and the
vocabulary in them
really help children to
develop and refine
their comprehension
skills as well as their
vocabulary.*

Unpleasant
Vanished
Excessive
Hectic
Poignant
Overwhelming
Distinguish
Exhilaration
Extreme
Immediately
Frail

**-E, write down a word from the box
matches the following definitions**

busy or full of frantic activity

very impressive and magnificent

disappear suddenly and
completely

having or showing elegance and
sophistication

to be eager or inquisitive about
something

D

E

**2) For the following five sentences, pick a word from the box
above to complete the sentence so that it makes sense**

As they had left hours ago, the arrival of her grandparents was _____ .

Synonyms Revision

anticipate
 austere
 bombard
 cease
 beverages
 cautious
 assembly
 arrogant
 annual
 apparition
 asunder
 attired
 avaricious
 catastrophe
 assistance
 astonishment
 anonymous
 apparel
 audacity
 broad

Homographs

- 1 chest
- 2 coach
- 3 coast
- 4 coat
- 5 conduct
- 6 cornet
- 7 cross
- 8 current
- 9 cycle
- 10 die

Opposites Revision

reveal
 praise
 expand
 dry
 victory

The prisoner was free.
 I deny that I was
 responsible for the attack.
 The coward hid behind the

fair-play
 enemy
 empty
 dwarf
 early
 die
 evening
 divide
 ever
 failure
 down
 east

Full answers for every question

There are answers provided for every question in each part of the course.

Where a full detailed explanation is needed we give it.

ult Opposites

- 7/ pray
- 8/ rain, rein
- 9/ waste
- 10/ seam

Opposites Match-up

faint
 dirty
 difficult
 entrance
 ebb

Essential Spelling

- 1/ I wanted to belong to a **different group** of people.
- 2/ My doctor has given me the right **strength** of **medicine**.
- 3/ I wanted to **believe** that winning the prize was **possible**.
- 4/ I didn't know how to **describe** the **material** in front of me, it looked very strange.
- 5/ When you **arrive** at school you will learn **grammar**.

believe	strength
arrive	group
different	possible

Paired Reading

- 1a) laborious
- b) beatific
- c) menacing
- d) tremulous
- e) stupendous

- 2a) ignorant
- b) marvellous
- c) obscure
- d) majestic
- e) formidable

- 3a) indescribable
- b) abundant
- c) solemn
- d) incessant
- e) conceive

- 4)
James apologised for making a mess as he was merely trying to help
Her dress was made of the most luxuriant silk
Fred's task was simultaneously exciting and tiring
The window cleaner always ensured windows were left gleaming
Molly felt a sense of satisfaction after finishing her painting
-