

11 Plus Programme - Boost - Dorset - Course Preview

This preview is designed to show you, in some depth, the work we'll go through in this course. It covers all elements of the GL 11 Plus exam in Dorset as thoroughly as possible within the time available.

Who should be doing it?

- The course is designed to boost the skills of pupils going for a GL 11 Plus exam in the Dorset area.
- It should be central to the work of any child preparing at home.
- It is also very useful for any child using a tutor or going to a tuition centre.
- The course covers Vocabulary, English, Verbal Reasoning and Maths.

N.B. This is our shortest full course. It is very intensive and ideal for those with not long to go before the exam. It is designed for preparation with 6-15 weeks to go until the exam.

Why is the course so successful?

- The course is specifically tailored for 11 Plus exams in the Dorset area. Time will not be wasted revising subjects that are not tested in Dorset.
- The course is fully planned which makes life much easier for parents than using books alone. This is especially true when time is tight.
- The course gradually introduces children to timed tests in the right way so that they build their skills and confidence as they go.
- While the course is regularly updated, the core of it has been used for many years with proven success.


Who is this course right for?

This course is ideal for any pupil with around 6-15 weeks to go until the 11 Plus exam in Dorset. The course is delivered in 10 parts and ideally a week would be spent on each. It could be completed in 6 weeks by working more intensively or in a more relaxed way in 15 weeks.

- No book covers the ground so completely.
- This course is fully structured, revision is built in.
- There's much less planning work for parents to do.

SCROLL DOWN TO SEE COURSE EXAMPLES





11 Plus Programme - Boost - Part 2

The words from past papers worksheets help to introduce you to new words quickly. Use your personal words list if you are not completely sure of them.

English and Vocabulary Development

1. Reading: *Front Sheets*
important. *These sheets come*
addition to *at the front of every*
2. Your Personal Words: *part of the course.*
from this sheet *They let you know*
your own words *what is included in*
revise the *each part of the*
3. Synonyms: *course.*
as **astonish** *We let you know how*
words please *to approach each*
the words
4. Synonyms: *activity and why it is*
learnt these *important.*
more thoroughly
5. Words from Past Papers: If you are not sure then add the word to your personal words list. This time words include **economical** and **majestic**.
6. Opposites 1 Revision: This page revises all the opposites you learnt last time. Remember to add any words you are not sure of to your personal words diary to ensure you see them with greater frequency.
7. Homophones: Remember to use the personal words list to note down any that are new and that you were not sure of.
8. More Difficult Opposites: Come back to this sheet two or three times to try and find the solutions. Remember to note down any unknown words in your personal words list.
9. Homographs: Can you think of two meanings for the word **batter**? Do the exercise to check your understanding of these words. Learn any you didn't get.



10. **Opposites 2 Revision:** This page revises all the opposites you learnt last time. If you learnt the words properly then you should get 100%. Remember to add any words you are not sure of to your personal words list to ensure you see them with greater frequency.
11. **Homographs:** Can you think of two meanings for the word **current**? Do the exercise to check your understanding of these words. Learn any you didn't get.
12. **Synonyms Revision:** This page revises all the synonyms you learnt last time using a **CLOZE** format. If you are not regularly scoring high marks in these revision tests then it indicates that you should be learning the words more thoroughly.
13. **Paired Reading:** **The Railway Children by E. Nesbit.** If you enjoy the paired reading text then why not read the whole book? Reading classic books not only helps children develop a wide vocabulary but also helps them to develop their comprehension skills.
14. **Find the Mistakes:** I really want you to be a **brilliant** teacher and mark this work correctly!
15. **Damage and Repair:** Useful vocabulary for you.
16. **Plurals:** Nouns ending in O.
17. **Focus on Spelling-PH:** Some children find this spelling pattern difficult, this should make it easier.
18. **Gender:** Please learn any you didn't know and complete the test.
19. **Timed English Paper:** It's a good idea to set time aside for this in a quiet room without interruptions. Please mark and feed back quickly.

*The whole course is
planned for you with
revision built in.*

GL Verbal Reasoning

We will be introducing you to every verbal reasoning question type you will find in the exam. Please read the specified technique for each question type very carefully. Go over any mistakes you make in the example questions in detail.

GL Verbal Reasoning question types 5, 6, 7, and 8:

Read the technique carefully first, then do the questions.

20. **Compound words** - Introduction and technique and 10 questions

21. Odd two out - Introduction and technique and 10 questions
22. Hidden word - Introduction and technique and 10 questions
23. Insert a letter - Introduction and technique and 10 questions

Maths

24. Working Accurately

- **Accuracy table.** Another speed and accuracy test for you. Try to complete all the questions in five minutes. Next week we will combine the tests to see how much your accuracy under pressure is improving.
- **Spot the mistakes.** More mistakes to spot - see if you can get them all!

25. Core Topic Timed Test This time we are allowing 27 minutes. Remember to please ~~spend lots of time on even one mistake otherwise you will not improve.~~

Used by Tutors

26. Revision you to im: *Private tutors also use this course as the central part of their work with their pupils because it gives a clear structure, not only for lessons, but also for*
27. Area Pro *homework. Much more detail on the type of work*
28. 4 Rules R *you will encounter is included below, just scroll*
to money: *down.*

29. BODMAS. For some this will be useful revision, for others it is essential to learn. It helps you understand the order of calculations.

30. BODMAS Practice questions. The first ten questions are standard BODMAS questions. The second ten will stretch your reasoning skills.

- Please sign below when you have completed everything.
- Your helper may have to test you on some things.



Signed: (Parent/Teacher and Pupil).....

Please do lots of reading throughout this programme.
We hope you enjoyed this part of the course.

Words from past papers

- These words have come up before in 11 Plus past papers and may come up again.
- Insert the right word into each sentence. Watch out because some words will fit more than one sentence but there is only one solution. Use your logic skills to re-adjust if you go wrong.
- If you don't know any of the words then add them to your weekly vocabulary sheet.

quench	flourish	submit	release
pr	Words from past papers		ambition
merc	This series looks at hundreds of challenging words which have come up in past 11 plus papers or in papers produced by publishers.		digest
		ice	permit
		tenant	ordeal

1. He need _____
2. She gain _____
3. He was _____
4. The _____ was shocking.
5. The pop _____ song.

6. Peter tried to _____ his younger sisters decision.

7. The criminal begged for _____ .

8. No matter how much water she _____ her thirst.

9. She went to _____ her _____

10. He began to _____

11. The accident had been a scary _____

12. He _____ with his _____

13. She demonstrated her fierce _____

14. He took a few moments to _____

15. She had been a perfect _____ of the house.

Children will know some of these words but many will be new. Some of the words might seem extreme but they are reflective of the papers children will face.

g four times a week.

Marks /15

My Personal Words List

Each week you will find new words or words you haven't quite learnt yet. Familiarisation and a wide vocabulary only develops with frequent exposure. Use this sheet to identify new words, then revise them regularly.

[illegible]




Synonyms

FOLD

Harder Word		Easier Word
abandon	Synonyms <i>These sheets ask children to learn words actively, which is something most books don't do as they only include test activities. Children cannot learn by only doing tests.</i>	leave
abridge		shorten
abode		dwelling
abrupt		sudden
abundant		plentiful
account		room
accurate		correct
acute		sharp
adhere		stick
adversity		misfortune
affectionate	<i>We cover hundreds of synonyms during the course. Children will know some of them but be less familiar with or not know others.</i>	
aggressive		
aid		
ally		
altitude		height
amazement	<i>They are encouraged to make a note of less familiar words in their personal words list.</i>	wonder
amiable		friendly
ample		plentiful
ancient		old
animosity		hatred

First attempt



Second attempt



Synonyms Match-up


Below you will see words from the synonyms you have just learnt.
Match each word from the box below with its synonym in the list below.

annual	arrogant	attired	beverages
anonymous	assembly	audacity	broad
<div> Synonyms match-up A few days after the latest batch of synonyms have been learnt properly we encourage children to do this at revision exercise. </div>		austere	catastrophe
		avaricious	cautious
		bombard	cease

at	
careful	
clothes	
disaster	
dressed	
drinks	
expect	
gathering	
ghost	
greedy	
haughty	
help	
impu	
name	
pelt	
seve	
stop	
surprise	
wide	
yearly	

We ask children to wait a few days because the delay will reveal how well the learning activity was completed. Any words they get wrong should be added to their personal words list so that they see it with greater frequency.

The vast majority of vocabulary books only expose children to each word once so there's little chance that they will actually learn the words properly.



Homophones



Some words are pronounced like other words
but are different in spelling and meaning, e.g. write and right.

Die	To stop living
Dye	To colour or stain something, e.g. hair
Four	The number after 3

Homophones

These are words which sound the same but have different meanings and are spelt differently.

Children need to actively learn these words so that they become more familiar with this category.

Weight	How heavy a thing is
Waist	Part of the body between the ribs and the hips
Waste	To make poor use of. Rubbish

Choose the correct words from the pair to complete these sentences:

1. A quadruped has _____ legs; two hind legs and two _____ legs. **four fore**
2. Cutlery is usually made _____
3. Queen Elizabeth is our _____
4. Chloe decided to _____
5. The miners dug a tunnel _____
6. Most people _____
7. Millions of people spend _____
8. In the _____ the rider used the _____ to guide the horse along the muddy track. **rein rain**
9. She placed the rubbish in the _____ bin. **waist waste**
10. Her shirt was coming apart at the _____. **seam seem**

Children who have not developed their skills in this area will struggle with verbal reasoning and with some literacy tests.


You should learn these off by heart.



Opposites

Easy Words		FOLD
1. come		go
2. Opposites		warm
3. <i>These are similar sheets to our</i>		light/fair
4. <i>synonyms work. We ask children to</i>		night
5. <i>learn these thoroughly over a few days.</i>		shallow
6. defend		attack
7. deny		admit
8. depart		arrive
Harder Words		
9. conceal		reveal
10. condemn		<i>By including some easier words we help ensure everything is covered in a way that also helps boost confidence.</i>
11. confined		
12. confirm		
13. contract		
14. coward		expand
15. damp		hero
		dry
16. defeat	<i>Children will cover hundreds of</i>	victory
17. defeat	<i>opposites during the course.</i>	height
18. drunk		sober

First attempt



Second attempt



More Difficult Opposites

Complete the word on the right so that it has the opposite meaning to the word on the left.

More Difficult Opposites

These sheets extend learning on opposites. The main opposites sheets cover all the basics, these more difficult words will really stretch children and it's likely that they will be writing out a number of these words into their personal words lists for ongoing attention.

AFFIRM

S _ _ _ N

GULLIBLE

_ A _ Y

IRRATIONAL

C _ H _ _ _ NT

ALERT

D _ _ _ _ V

It is this mix of stretching and encouraging pupils to interact with words frequently which makes the course so successful.

Marks /10

If you want to improve your vocabulary make sure you read for at least half an hour every day.

CHAPTER IX

-THE STRANGEST HOUSE

ANY ONE EVER LIVED IN-



The Secret Garden is a classic novel which follows the story of Mary Lennox, an orphan who moves into her uncle's mansion. With the help of an enthusiastic

Paired Reading

Paired reading (reading out loud together while both following the text) works magically to improve a child's reading skills and vocabulary knowledge.

*en which she is
er sees Mary's*

It
h
w
re

Imagine. The
climbing roses
knew they were
ground was covered

with grass of a wintry brown and out of it grew clumps of bushes which were surely rosebushes if they were alive. There were numbers of standard roses which had so spread their branches that they were like little trees. There were other trees in the garden, and one

loveliest was that climbing
tendrils which made
each other or at a far
made lovely bridges
now and Mary did not

It is especially useful to do this with classic texts where children can be exposed to a segment of a book in the same way they might be in a comprehension test.

brown branches and sprays looked like a sort of crazy mantle spreading over everything, walls, and trees, and even brown grass, where they had fallen from their fastenings and run along the ground. It was this hazy tangle from tree to tree which made it all look so mysterious. Mary had thought it must be different from

We use specially selected excerpts from classic books for paired reading which should be enough for a twenty minute session each time.

and indeed it was

Questions

The following words are all underlined in the text above:

Paired reading vocabulary testing

*At the end of each
paired reading section
we use these tests to
draw out potentially
new vocabulary.*

*These texts and the
vocabulary in them
really help children to
develop and refine
their comprehension
skills as well as their
vocabulary.*

Unpleasant
Vanished
Excessive
Hectic
Poignant
Overwhelming
Distinguish
Exhilaration
Extreme
Immediately
Frail

**-E, write down a word from the box
matches the following definitions**

busy or full of frantic activity

very impressive and magnificent

disappear suddenly and
completely

having or showing elegance and
sophistication

to be eager or inquisitive about
something

D

E

**2) For the following five sentences, pick a word from the box
above to complete the sentence so that it makes sense**

As they had left hours ago, the arrival of her grandparents was _____ .

A. Arthur Lee's school work for marking

When I red about sailors feading choclates to whales I did not beleive it for one minit. It could not possibly be troo, could it. Someone must have invented the storey for the newspaper's.

Everyone knose that whales only eat plankton and other see creatures.

On t

Find the mistakes

with

parti

desp

This is a type of exercise we use throughout the course to help children focus on spotting mistakes. This is particularly important, not only in terms of their spelling development but also because GL have used spot the mistake type questions in past English tests.

it?

How many mistakes in spelling or grammar did you spot?

Connectives

- A **connective** is a word such as 'and', 'but', or 'because', that we use to **join** two ideas or short sentences together.
- **For example:** 'Timothy likes bananas. He doesn't like apples'. These two short sentences can be **combined** by using the connective 'but'. The new sentence would read 'Timothy likes bananas **but** he doesn't like apples'.
- Connectives are **useful** as they allow us to write **longer**, more **interesting** sentences.

Exercise 1:

Use an appropriate connective from the box to join these short sentences together. One has been done for you.

and ~~but~~ because before after although whilst

1. Kira likes rugby. She doesn't like football.

Kira likes rugby but she doesn't like football.

2. Gary ran to school. He was late.

3. Toby brushed his teeth. He had eaten his breakfast.

4. Dad was singing loudly. He was in the shower.

5. I revise for 3 months. I have an exam.

6. Miranda hates raisins. She also hates mushrooms.

7. Chloe went to the cinema. She didn't want to.

Exercise 2:

Match up the start of these sentences to the correct ending and underline each connective. One has been done for you.

Ashir was good at maths

Jamie got the bus to work

Tristan didn't want to go to the party

It started to rain heavily

unless his sister was going too.

so they decided to eat inside.

and he always did well in tests.

because his car had broken down.

THREE MEN IN A BOAT – Jerome K. Jerome

This is a humorous novel that follows the adventures of three friends embarking on a boat trip along the River Thames. The extract below comes from the beginning of the story where the two of the three characters are starting out on their trip and getting ready to camp out on their first night. The narrator imagines past camping trips spent by the river before thinking about the trip he is on, where it is raining. The narrator is one of the three men; his friends are called Harris and George.

George and I

Slowly the go
sorrowing ch
harsh croak o
breathes out

From the dir
noiseless trea
feet, above t
throne, folds
pale stars, rei

Timed English Papers

Our English papers always include a comprehension exercise. This one uses a difficult classic book text to ensure children are prepared for every eventuality. It is delivered as a timed 11 Plus English paper with further questions dealing with punctuation and grammar.

t, like
d the
g day

with
seen
mbre
y the

Then we run

cooked and eaten. Then the big pipes are filled and lighted, and the pleasant chat goes round in musical undertone; while, in the pauses of our talk, the river, playing round the boat, prattles strange old tales and secrets, sings low the old child's song that it has sung so many thousand years—will sing so many thousand years to come, before its voice grows harsh and old—a song that we, who have learnt to love its changing face, who have so often nestled on its yielding bosom, think, somehow, we understand, though we could not tell you in mere words the story that we listen to.

And we sit there, by its margin, while the moon, who loves it too, stoops down to kiss it with a sister's kiss, and throws her silver arms around it clingingly; and we watch it as it flows, ever singing, ever whispering, out to meet its king, the sea—till our voices die away in silence, and the pipes go out—till we, common-place, everyday young men enough, feel strangely full of thoughts, half sad, half sweet, and do not care or want to speak—till we laugh, and, rising, knock the ashes from our burnt-out pipes, and say "Good-night," and, lulled by the lapping water and the rustling trees, we fall asleep beneath the great, still stars, and dream that the world is young again—young and sweet as she used to be ere the centuries of fret and care had furrowed her fair face, ere her children's sins and follies had made old her loving heart—sweet as she was in those bygone days when, a new-made mother, she nursed us, her children, upon her own deep breast—ere the wiles of painted civilization had lured us away from her fond arms, and the poisoned sneers of artificiality had made us ashamed of the simple life we led with her, and the simple, stately home where mankind was born so many thousands years ago.

Harris said:

Metamorphosis

In the following passage there are some spelling mistakes. On each numbered line there is either one mistake, two mistakes or no mistakes. Each line is divided into groups of words with a letter underneath. If there is a mistake, ring the correct letter(s). If there is no mistake ring X.

- 1) "How about if I sleep a little bit longer and forget all this nonsense", he thought,

A

B

C

D

X

- 2) but that was something he was unable to do becuse he was used to sleeping on

X

- 3) his rig

- 4) hard he

- 5) He mu

Timed English Papers - Mistakes Section

Our papers also include sections on using correct spelling, punctuation and grammar in addition to the comprehension elements. These questions mirror the type of questions children may face in the exam.

X

X

X

- 6) look at the flowndering legs, and only stopped when he began to feel a

A

B

C

D

X

- 7) mild, dull pain there that he had never felt before.

A

B

C

D

X

In the following sentences, there are either one or two mistakes in punctuation. Rewrite each sentence using the correct punctuation in the space provided.

- 8) The singer's voice was known as one of the country's best; his' dancing was known as the worst.

- 9) Catherine his wife of many years had decided to go and live in Spain.

- 10) Fred was asked to hold-up the picture.

- 11) My parents' house is in one of the citys nicest areas, said Josh.

Words Closest in Meaning

This is a real test of vocabulary. As with other vocabulary based tests if words are not known - learn them. Remember results in this area will only improve alongside vocabulary growth.

As this is a vocabulary test there is very little technique to learn - but the more questions you do the better your vocabulary will get.

Find two

(Tip - remember to

(a

Technique Guides

There are 21 different GL Verbal Reasoning question types. We provide a detailed technique guide for each one.

are closest in meaning.

meaning - not opposite, not close -

ate, dear, divinity)

Technique

Remember you are

meaning not word association (which is a common mistake).

You are also looking for the actual

1) You should just work methodically through the words. Take the first word in the first set of words and compare it to each of the words in the second set. Are any similar?

2) Then do the same with the second word and then the third word.

3) It may well be that you will quickly arrive yourself is it closest in meaning (not an opposite

4) If you do not know the answer then you some options. If so, your guess will have a higher

A number of GL question types focus on vocabulary. We deal with these first.

but

Children with a wider vocabulary can do better

you should read and learn the meaning of new words that you find.

alaxy,

Remember this technique will not lead you directly to the answer but working in a systemised way is the best approach. It helps save time and cuts out errors.

Compound Words

Now try these questions:

In each question choose one word from each group to make a whole longer word.

Practice Questions

In each case we show you the technique then provide ten 11 plus standard questions to work through.

1) (life) (sur)

2) (key) (lead)

3) (teak) (own)

4) (fore might slam) (shut not close)

5) (dark moon black) (might)

6) (all next over) (together)

7) (jam butter bread) (not nut)

8) (damp book winner) (caller seller story)

9) (shampoo canter)

10) (yard guard)

Doing ten questions as part of the process of learning technique helps children develop their skills fully.

Most books don't strike the right balance between teaching technique.

Letter Connections

This type of question requires a strong alphabetical knowledge but doesn't test vocabulary or spelling.

A B C D E F G H I J K L M N O P Q R S T U V W X Y Z

The question

More Technique Guides

Some GL Verbal Reasoning questions

The T

- 1) *require highly developed technique, these questions are not vocabulary based.*

Always help y

2)

backwards and forwards in the alphabet. Alphabet and UVWXYZ to the beginning to

CG is to FM as QW is to ___?

What is the relationship between C and F? apply the same to the second section.

As QW is to ___? From Q, 3 forwards is T

3) Then we do the same with the second

CG is to FM as QW is to T_?

The relationship between G and M is forward answer is forward six. $W + 6 = C$

4) With multiple choice questions if only one answer option started with a T then that would be the correct one. (realising this may have saved time.)5)

to FM

is to ___

answer

C

In these cases we provide very full

technique guidance to

ensure children can

tackle the questions

properly.

then

and the

Word Letter Codes

Now try these questions:

A B C D E F G H I J K L M N O P Q R S T U V W X Y Z

- 1) If the code for MAKE is LKJH, what is the code for CRIME?
- 2) If the code for CRIME is LARVN, what does BCAJY mean?
- 3) If the code for STYLE is QWERT, what does OEJYA mean?
- 4) If the code for CRIME is LARVN, what does BCAJY mean?

- 5) If the code for TENNIS is HSBWVG, what is the code for NORMAL?

- 6) If the code for NEVER is PUXU, what is the code for TAPES?
- 7) If the code for PUPIL is NRLDF, what does OZHG mean?
- 8) If the code for CRACK is DUFJ, what is the code for TAPES?

- 9) If the code for SOUND is PLRKA, what is the code for TAPES?

- 10) If the code for SHOE is HSLV, what does OZHG mean?

REVISION PAPER – 11+ VOCABULARY AND GL VR – 21 Q's – No 1

Find two words, one from each group, that are closest in meaning.

Example

(devil)
(desperado)

Answer

Revision Papers

Once we have been through the question types we then start on regular revision.

QUESTION

(delusion, gift, arrangement)
(contract, signature, stable)

Identify the words with the most opposite meanings (one from each set of three).

Example

(rich, plentiful, feeble)
(weak, scarce, enough)

Answer

scarce is the opposite of plentiful

QUESTION 2

(reduction, reduce, small)
(increase, minute, many)

Find a single word which goes equally well with both pairs of words. Choose from the selection below each question.

Example

(PLANT CULTIVATE) (PIG BOAR)
soil, grow, hog, produce, sow

Answer

sow

QUESTION 3

(SMALL THIN) (BRIGHT LUMINOUS)
agile, light, torch, radiant

GO STRAIGHT ON

In each question choose two words, one from each group in brackets, that best complete the sentence.

Example

horizontal is to (flat, across, vertical)
retreat is to (attack, backwards, defend)

Answer

horizontal is to vertical, as retreat is to attack
because they are opposites

QUESTION 4

are is to (not, aren't, era)
as avid is to (keen, diva, sharp)

In each question choose one word from each group to make a whole longer word.

These revision papers

cover all 21 different

types of question ensuring

children have regular

exposure to each type.

(felt, mass)
(age, acre)

sacred

(you, nor, me)
(have, time, get)

In each pair the second word is formed from the letters of the first word in the same way each time. Find the missing word in the third pair.

Example

(stones nest) (stewed west) (deacon ?)

Answer

code

QUESTION 6

(spot pot) (stop top) (four ?)

GO STRAIGHT ON TO THE NEXT PAGE

15	16	17	18
		15	JMTE
		14	LNUB
		17	JMTC
		13	KLTC

19A	19D
62524	TREAD
63534	DRAFT
62534	DREAD
63524	TREND

Answer Sheets

In their exam children will be faced with particular kinds of answer sheets.

20	21
javelin	SNIP
football	PINS
netball	PIPS
running	SNAP
hockey	NAPS

In these revision papers we show children how to use the answer sheets so they get used to the process.

Move one letter from the word on the left and put it into the word on the right. Two new words should be created.

Example

drain

Answer

rain

Full Timed Test Papers

We provide full timed test papers for children in a GL style.

In each line find the two words that are different from the remaining three.

ber, boot, stocking, sandal, sock

Answer

the answer is stocking and sock.
The other three words are all types of shoe -
slipper, boot, sandal

QUESTION

1

start lid

QUESTION

2

dined one

QUESTION

3

trip sill

QUESTION

4

harm sip

QUESTION

5

QUESTION

There are 85 questions on each paper and a time allowance of 50 minutes which reflects what they'll face in an exam.

QUESTIONS

7

deny man

GO STRAIGHT ON

QUESTION

8

release, seize, clasp, grip, lose

QUESTION

9

These papers include 11 plus standard questions.

turtle, dolphin

Africa, Europe

QUESTION

11

gossip, conference, quarrel, dispute, argument

QUESTION

12

climb, summit, fall, peak, top

QUESTION

13

Thames, Severn, Clyde, Seine, Amazon

QUESTION

14

Tenerife, Lanzarote, Spain, Madrid, Fuerteventura

GO STRAIGHT ON TO THE NEXT PAGE

Speed and Accuracy Test

- You have five minutes. Children should be working towards scoring 100%.
- Watch out for the changes to $+$ \div $-$ \times
- This test will be repeated five times, where mistakes are made it will be an indication that further times tables work and attention to detail is necessary.

$8 + 7 =$	$9 - 4 =$	$6 \times 7 =$	$54 \div 6 =$	$8 + 4 =$
$7 \times 5 =$	<p>Speed and Accuracy Tests</p> <p><i>At the beginning of the course we spend time exposing whether pupils have sufficiently solid core skills. As these skills provide the fundamental basis from which children will develop, ensuring these are well established will aid them during the other sections of the course.</i></p>			
$12 - 7 =$				
$96 \div 8 =$				
$6 \times 3 =$	$56 \div 7 =$	$7 \times 12 =$	$56 \div 8 =$	$6 \times 1 =$
$5 + 8 =$	$14 - 9 =$	$0 \times 8 =$	$8 + 6 =$	$12 - 8 =$
$5 \times 6 =$	$44 \div 4 =$	$7 + 9 =$	$28 \div 7 =$	$9 \times 6 =$
$5 + 7 =$	$15 - 6 =$	$48 \div 6 =$	$5 + 4 =$	$64 \div 8 =$
$16 - 8 =$	$36 \div 9 =$	$8 + 8 =$	$42 \div 7 =$	$7 \times 7 =$
$7 \times 6 =$	$9 - 6 =$	$72 \div 9 =$	$9 + 8 =$	$108 \div 9 =$

Score /50

Spot the Mistakes - Maths

- Victor has completed his Mental Maths task but unfortunately he's made a number of mistakes. His answers are underlined.
- Circle the mistakes. See if you can work out what he might have done wrong

① $300 + \text{Spot the mistakes} = \underline{1050mm}$

② $2 \frac{1}{2} \text{ Kg}$ *We also use other accuracy tests like this Spot the Mistakes test. Children that cannot work accurately will not do well in an 11 plus exam because of the time pressure.*

③ $\text{£}1.00 - 58p = \underline{42p}$

⑨ $116mm = \underline{11cm} \underline{6mm}$

④ Find the sum of $\text{£}1.15$ and $\text{£}2.85$

⑩ $\frac{1}{4} \text{ of } \text{£}4.16 = \underline{\text{£}1.04}$

⑤ Find the *Find the mistakes*
costing *Helping children to switch on their self-checking skills helps them work more accurately in the exam.*

$90m = \underline{290m}$

⑥ What is the product of $9 + 99 = \underline{108}$

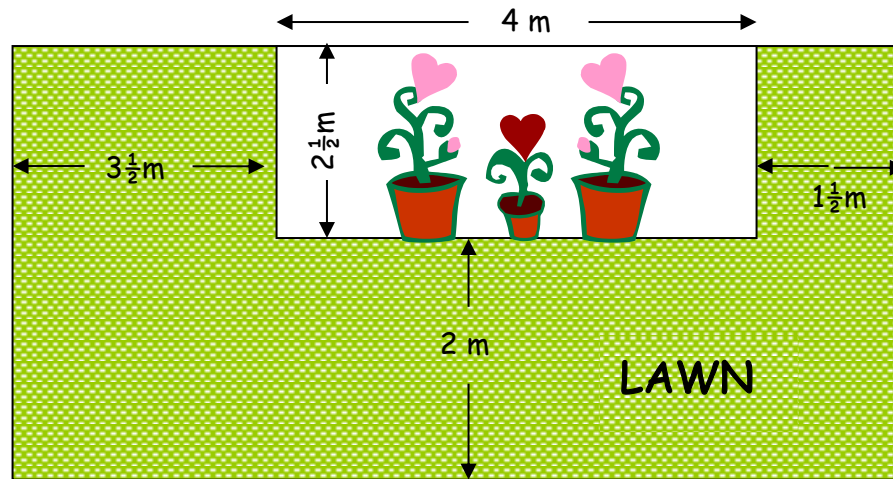
⑫ What is the product of 8 and 50 = 58

Marks /

Area Problems

A rectangular garden comprises a rectangular flowerbed surrounded on three of its sides by a lawn.

Answer the following questions which relate to this diagram.



a) **Area Problems**

We also make sure we cover the core topics

b) *children may get questions on. This sheet is one we use to help children learn about area.*

c)

garden.

Answer: _____

d) Work out, in square metres, the area of the flowerbed.

Answer: _____

e) What is the area of the lawn?

Answer: _____

f) Find the cost of re-sowing the lawn if grass seed costs £1.86 for each square metre of lawn.

Answer: _____

The BODMAS Rule

The rule for the order in which you conduct calculations is: **BODMAS**

This means:

Brackets **O**rders **D**ivision **M**ultiplication **A**ddition **S**ubtraction.

In other words:

1. You must work out the sum in the **B**racket first and then complete any **O**rders (this also means indices, powers, or roots e.g. 3^2).
2. Next you must work out any **D**ivision or **M**ultiplication.
3. Finally complete any **A**ddition or **S**ubtraction required.

Remember - if a number appears immediately before a bracket it means you must **M**ultiply (the result of the sum in the bracket) by that figure, so: $5(3.1 + 1.9)$ means $5 \times (3.1 + 1.9) = 5 \times 5 = 25$

Here is an example of the **BODMAS** rule in action:

$$\begin{aligned} &6(1.2 + 0.8) - (4.6 - 1.6) \quad \text{Do the } \mathbf{B} \text{racket sums first} \\ &= 6 \times 2 - 3 \\ &= 12 - 3 \\ &= 9 \checkmark \end{aligned}$$

BODMAS

As part of each topic introduction/review we include further work and examples to ensure knowledge has sunk in properly.

Now look at this question:

$$6(2.36 + 5.62) =$$

$$6(2.36 + 5.62) =$$

$$6 \times 7.98 = 47.88 \checkmark$$

Do the **B**racket sum first - $2.36 + 5.62 = 7.98$

Then **M**ultiply

Please file this away safely because you will need to refer to it again.

Mathematics Revision Test 2

1. $323.76 + 19$ hundredths
= _____

12. $12 \times 8 =$ _____

2. Draw a hexagon in this space:

13. $6 \times 7 =$ _____

14. $9 \times 6 =$ _____

3. $13^2 =$ _____

15. How many tenths in 23.9?

Maths Revision Tests

Throughout the course we ensure children are using the skills they have regularly. This is an example of our regular revision test sheets. These sheets cover a great deal of the syllabus and little by little help to consolidate knowledge and give children confidence.

4. Draw an obtuse angle - label it.

NO/YES

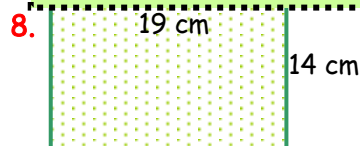
20. How many lines of symmetry has a hexagon?
= _____

5. Draw a rhombus

SCORE BOX:

Maths Revision Tests

With Maths it's essential that children use their skills regularly so we provide enough of these and other pages to ensure children are working at the level of frequency.




Find the area of this shape:
= _____

9. $4.9 \text{ L} =$ _____ mls

10. Write 555 tenths as a decimal = _____

11. 9 squared = _____

Are you improving? YES/ANY MINUTE NOW



how to do long

5. Complete the following money problems.

a. A single bus fare to work costs £1.25. How much have I spent altogether on bus fares by the time I have returned home? _____

b. If I go to the newsagent and buy 5 magazines costing £3.99 each. How much do I have left? _____

c. I bought in _____

question: *Midway through we start to give a full timed paper in each part of the course. We ask* _____

6. Answer: *parents to ensure this is administered correctly.* _____

a. Six squared = _____ e. The square root of 6 = _____

b. The cube root of 27 = _____ f. Two fifths of 75kg = _____

c. 60% of £60.00 = _____ g. $4(x + y)$ when $x = 6.1$ and $y = 3.8$ = _____

d. $2(p - q)$ when $p = 4.7$ and $q = 2.3$ = _____

Maths Papers

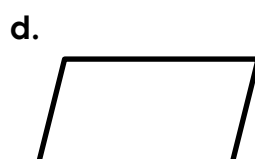
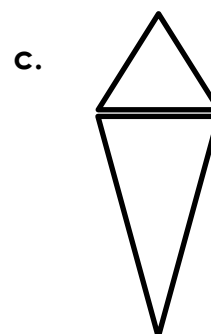
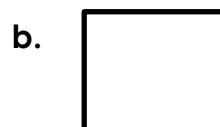
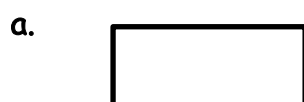
7. If *Children get every opportunity to learn to complete*

a. *the papers within the time allowance and the work*

b. *we have done on core skills and topics means they*

c. *should be focussed on accuracy.*

8. How many lines of symmetry do these shapes have? Some may have none.



17. When peter went to Spain recently the exchange rate was 1.2 Euros to the pound sterling. He bought a bottle of wine costing 6.7 Euros. What was the cost of the bottle in pounds sterling? (round you answer to the nearest penny).

18. A family build a pond in their garden. When it is full it holds 9900 litres of water. The pond is filled from the garden tap which delivers a litre of water every 3 seconds. How long will it take to fill the pond? _____

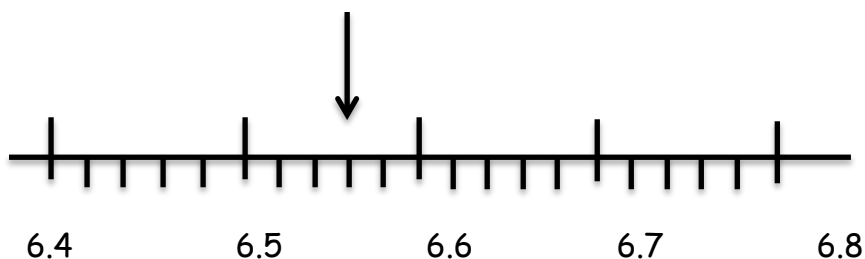
19. Which of

A. 3.075

20. My bus started 12 m

took 45 minutes. At what time did it arrive? _____

21. What measurement does the arrow point to on the scale below? _____



22. A jar of marbles was made up like this:

	Large	Small
Black	8	14
Red	12	16

What percentage of the marbles were small? _____

Maths Paper

The papers towards the end are at least as difficult as the questions they will find in the exam so they will be very well prepared. We also ensure they see a variety of different types of question to ensure they are prepared for every eventuality.

Spot the mistakes

- ④ Raj may have guessed.

Remember the bottom of the fractions must be the same to add them (and we do to the top what we do to the bottom) so $\frac{3}{10} + \frac{4}{10}$

We can now add $\frac{3}{10} + \frac{4}{10} = \frac{7}{10}$ This cannot be simplified so $\frac{7}{10}$ is the answer


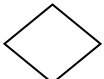
- ⑥ Find the product means multiply NOT add. The answer should be 138

- ⑧ The mistake made in 364 looks like the numbers in order they are not in the order (1000) = 3000 not 300, (4 x 10) = 40 not 4. So the correct answer is 3640

- ⑪ This is probably a mistake in the question properly. 2m

- ⑫ These questions are missing information. The correct method is to use the question so $X = (6 \times 9)$

Revision Test 3

1. 19
2. 49
3. 2.10
4.  (It does not matter which way up you draw this shape)
5. 
6. 15
7. 3.87
8. 18 minutes

9. 329
10. 15p
11. 8
12. 1 hour 57 minutes
13. £3.80
14. 9
15. 52
16. 2
17. 60
18. 1,2,3,4,6,8,12,24
19. 3

Full answers for every question

There are answers provided for every question in each part of the course.

Where a full detailed explanation is needed, we give it.

11. 107
12. 9.5
13. 5.9
14. 2300 ml
15. 12.6
16. 369
17. 70g
18. 61
19. 9.12
20. 3.3

Maths Reasoning sheet

1.	15 is 3 more than / half this number 12 is	24
2.	9 is 4 more than / half this number 5 is	10
3.	18 is 4 less than / twice this number 22 is	11
4.	36 is 8 more than / twice this number 28	14
5.	45 is 9 less than / six times this number 54	9
6.	23 is 7 less than / three times this number 30	10
7.	24 is 6 less than / six times this number 30	5
8.	6 is 6 less than / twice this number 12	6
9.	14 is 10 less than / half this number 24	48
10.	4 is 11 less than / half this number 15	30

11.	6 is 5 times smaller than/ this number	30
12.	8 is 7 times smaller than/ this number	56
13.	200 is 20 times larger than/ this number	10
14.	If this number is made 6 times larger the answer is 42	7
15.	8 is 20 times smaller than/ this number	160
16.	14 is 7 times bigger than/ this number	2
17.	4 is 9 times smaller than/ this number	36
18.	250 is 10 times larger than/ this number	25
19.	150 is 3 times larger than/ this number	50
20.	9 is 3 times smaller than/ this number	27

Mastering Measurement

(Answers left to right, top to bottom)

1. 0.5m
2. 50cm
3. 500mm
4. $\frac{1}{4}$ m
5. 0.25m
6. 250mm
7. $\frac{3}{4}$ m
8. 0.75m
9. 75cm
10. 1m
11. 100cm
12. 1000cm
13. 500g
14. 500,000mg
15. 0.5kg
16. $\frac{3}{4}$ kg
17. 750g
18. 750,000mg
19. $\frac{1}{4}$ kg
20. 0.25kg
21. 250g
22. 50cl
23. 500ml
24. 0.5l
25. $\frac{1}{4}$ l
26. 250ml
27. 25cl
28. 0.75l
29. 750ml
30. 75cl

ANSWERS - MATHS BOOST - PART 4

Maths type 1 paper 2

Page 1

1.
a. $\frac{4}{11}$
b. $\frac{7}{11}$
c. $\frac{4}{11}$
d. $\frac{3}{11}$
2.
a. 5.27
b. 3.31
c. 8.57
3.
a. 32
b. 1056
c. 6.08
d. -3
4.
a. $\frac{1}{2}$
b. $\frac{4}{5}$
c. $\frac{13}{200}$
d. $\frac{3}{4}$
e. $\frac{1}{4}$
f. $\frac{79}{100}$

Page 2

5.
a. pear
b. 13
c. coke
d. 1
e. pepsi and
lemonade
f. 53

6.
a. 13:35
b. 2:55am
c. 02:55
d. 1)
9:56pm 2)
21:56

Page 3

7.
a. 8.65
b. 16.02
c. 136.50
d. 542.89

8.
a. prime -
3,5,11,19,
and 43
b. not prime
-
6,9,27,36,51
and 54

9.
a. 14
b. 28
c. 70
d. 17.5
e. 42

10.
a. 0.228
b. +1
c. 8
d. 59mm

Page 4

10.
e. £5.12
f. 92gm
g. 4^2
h. -2
i. 0.50litres
j. $\sqrt{58}$

11.
a. 160°
b. 65°
c. 124°
d. 74°
e. 110°

Page 5

12.
a. Cara
b. 1.39kg
c. 7.72kg
d. 5.77kg
e. 4.67kg

13.
a. 90km
b. 5cm
c. 60km
d. 10cm
e. 180km
f. 45km
g. 8km