

11+ Mock exam – Preview

This preview is designed to show you in some depth the contents of our mock exam packs. It covers all elements of the 11 Plus mock exams for your chosen area.

Mock exam overview

Our mocks are designed to give your child as close a feel for what they may face on the day as we can.

We attempt to closely replicate the number of questions children will face and match the difficulty levels of these questions. Time allowances are also as accurate as we can make them.

In some cases, we put something new into the papers, such as an additional section. We do this to replicate changes we have seen come into other areas which we believe may become more widespread.

Overall, our mocks give as realistic an experience as possible. Even if the format is changed slightly on the day, your child will be ready for it.

**SCROLL DOWN TO SEE WHAT OUR MOCK
EXAM PAPERS LOOK LIKE INSIDE**





Learning Street

Structure and exam format

The Wirral mock exam consists of 2 papers, both of which are an hour long and contain Verbal Reasoning, Mathematics, Non-Verbal Reasoning and Spatial reasoning questions.

Wirral

Mock Exam 1

Paper 1

TOTAL TIME: APPROX 1 HOUR

Instructions

- This test is split into 4 sections: Verbal Reasoning, Mathematics, Non-Verbal Reasoning and Spatial reasoning.
- The reasoning sections have an untimed practice section, which includes worked examples and practice questions.
- Read the instructions carefully before beginning each section, as some questions require more than one answer to be identified.
- All responses should be marked on the separate answer sheet provided.

DO NOT TURN OVER THE PAGE UNTIL YOU ARE TOLD TO DO SO

Verbal Reasoning Practice Section (not timed)

This practice section shows you some examples of the types of questions you will encounter in the Verbal Reasoning test.

Example A

In each question below, the word in bold and capitals has had a three-letter word removed from within it. Identify the answer and mark it on your answer sheet.

The colour wheel at the fairground was entirely **DOM**.

A	ran	B	rob	C	rot	D	rid	E	rag
----------	-----	----------	-----	----------	-----	----------	-----	----------	-----

Answer: RAN

Explanation: RAN and DOM combined make the word RANDOM.

Now try this practice question and mark your answer on the answer sheet.

Practice P1

The driver **RRSED** out of the parking space.

A	eat	B	ear	C	eve	D	eel	E	elk
----------	-----	----------	-----	----------	-----	----------	-----	----------	-----

Practice and example questions

The reasoning sections of our mocks contain untimed example and practice questions, so that your child can familiarise themselves with the types of questions that they will encounter in the test.

Verbal Reasoning

(20 minutes)

In each question below, the word in bold and capitals has had a three-letter word removed from within it. Identify the answer and mark it on your answer sheet.

1

The thief was caught **SLING** the cash.

A	run	B	ale	C	tap	D	
---	-----	---	-----	---	-----	---	--

Verbal reasoning

Here is an example of the types of verbal reasoning questions we ask in the mock exam.

2

The parents **ISHED** their son for his misbehaviour.

A	pan	B	fan	C	fun	D	pun	E	pot
---	-----	---	-----	---	-----	---	-----	---	-----

3

The coach was impressed with how **ACCUE** our shooting was.

A	rig	B	rag	C	cod	D	cog	E	rat
---	-----	---	-----	---	-----	---	-----	---	-----

4

In the debate, we had to make sure our arguments were **RELET** to the topic.

A	van	B	ate	C	eat	D	via	E	cry
---	-----	---	-----	---	-----	---	-----	---	-----

5

The big company often **ACQUD** smaller businesses.

A	ill	B	ire	C	ion	D	elf	E	emu
---	-----	---	-----	---	-----	---	-----	---	-----

Mathematics

(20 minutes)

For each question work out the correct answer and mark it on the answer sheet.

1

What is one hundred and forty-nine plus sixty-three?

- A 212
- B 204
- C 202
- D 222
- E 224

2

A rectangle has a length three times its width and width of the rectangle?

- A 9cm
- B 3cm
- C 5cm
- D 13cm
- E 2cm

3

What is the lowest common multiple of 42 and 90?

- A 3
- B 2
- C 600
- D 630
- E 720

4

Clive goes to the shop with a £10 note. He buys four packets of salad at £2.25 each. How much change does he get back?

- A £1
- B 80p
- C 85p
- D £1.25
- E £1.05

Maths

Here is an example of the types of maths questions we ask in the mock exam. All the questions in this paper are multiple choice, just like in the real exam.

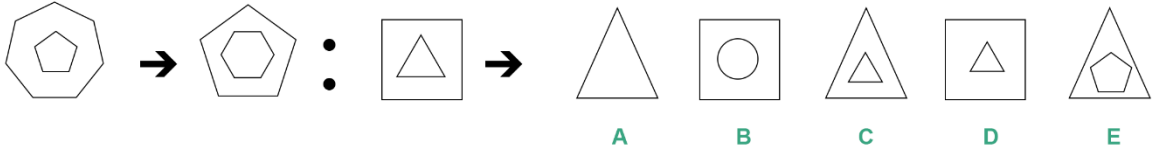
Non-Verbal Reasoning

Subtest 1

(5 minutes)

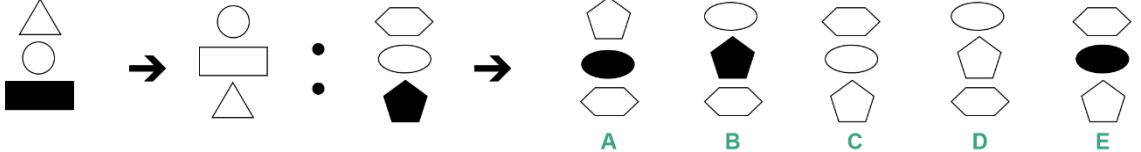
In each question below, identify how the shape to the left of the arrow is related to the shape to the right of the arrow. Then look at the shape to the right of the colon and choose a shape that is related to it in the same way as the example pair and mark its letter on the answer sheet.

1



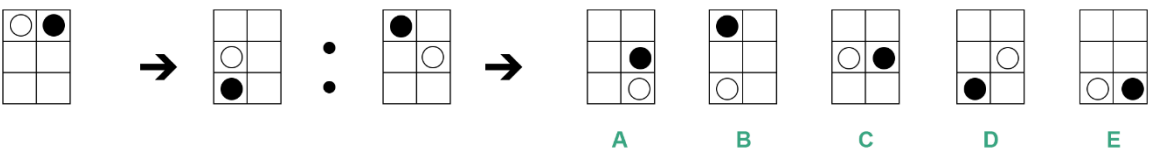
A B C D E

2



A B C D E

3



A B C D E

Timed sections

Each paper is split into short sections, as the real exam will be. Each section is timed in a similar way to the exam. This will give your child a very good feel for what they will face, even if on the day itself exam providers reduce or increase the number of sections or the splits.

11 Plus Mock Exam Information- Wirral

Mock Papers Administration:

1. Set a date and time in advance to sit the mock paper (e.g., Next Saturday at 10:00am).
2. During the week remember to reference the upcoming date to build a little stress and tension. It is important children get used to the feeling of an approaching exam date.
3. The evening before, treat it as you would the actual exam. Think about early bedtime, relaxation, proper nutrition etc. Organise where the test will be taken the next day.
4. In the morning, treat it as you would the morning of the exam itself.
5. Read out the instructions as if you were the invigilator and follow the instructions throughout the test. These invigilator instructions are below.
6. If your child needs to go to the loo during the exam, keep the clock running. The clock will not pause in the exam hall for a loo break.


Invigilator instructions:

Paper 1:

1. Your child should be sat at a desk with Paper 1 in front of them at least 5 minutes before the exam. This is an important part of emulating the actual exam and introducing your child to the feeling of tension that they will feel on the day of the real exam.
2. Tell your child, "Paper 1 consists of a 20-minute Verbal Reasoning test, a 20-minute Maths test, 2 Non-Verbal Reasoning tests and one Spatial Reasoning test, which each last 5 minutes. The Verbal and Non-Verbal Reasoning tests each have an untimed practice section to help you familiarise yourself with the question types which will be in these tests. All answers must be marked on the separate answer sheets provided."
3. 2 minutes before Paper 1 is set to begin, tell your child, "Paper 1 will begin in 2 minutes."
4. At the time Paper 1 is supposed to begin, tell your child, "You may now begin and begin the Verbal Reasoning practice section."
5. This section is untimed but shouldn't take much longer than 5 minutes. Around 5 minutes, tell your child, "That is the end of the Verbal Reasoning practice section. Please stop writing and prepare to begin the Verbal Reasoning test."
6. Wait a few seconds for your child to prepare themselves and then say, "You may now begin over your page to begin the Verbal Reasoning test. You have 20 minutes for this section".
7. After 15 minutes of the VR test, tell your child, "You have five minutes left to complete this section".
8. At the end of the 20-minute VR test, say, "that is the end of the Verbal Reasoning test. Please stop writing and prepare to begin the Mathematics test. Wait a few seconds for your child to prepare for the next section, then say, "You may now begin over your page and begin the Mathematics test. You have 20 minutes to complete this section".
9. After 15 minutes tell your child "You have five minutes left to complete this section".
10. At the end of the 20-minute maths test say, "that is the end of the Mathematics test. Please stop writing and prepare to begin the practice section for Non-Verbal Reasoning Subtest 1".

Invigilation notes
We take great care to provide detailed instructions and invigilation notes for every paper. This will enable your child to have a realistic mock exam experience from home.

Paper 1 - Mathematics

Please mark boxes with a thin horizontal line like this: 

If you wish to change your answer, mark it with a clear cross like this: 

1		2		3		4	
	A <input type="checkbox"/>		A <input type="checkbox"/>		A <input type="checkbox"/>		A <input type="checkbox"/>
	B <input type="checkbox"/>		B <input type="checkbox"/>		B <input type="checkbox"/>		B <input type="checkbox"/>
	C <input type="checkbox"/>		C <input type="checkbox"/>		C <input type="checkbox"/>		C <input type="checkbox"/>
	D <input type="checkbox"/>		D <input type="checkbox"/>		D <input type="checkbox"/>		D <input type="checkbox"/>
	E <input type="checkbox"/>		E <input type="checkbox"/>		E <input type="checkbox"/>		E <input type="checkbox"/>
5		6		7		8	
	A <input type="checkbox"/>		A <input type="checkbox"/>		A <input type="checkbox"/>		A <input type="checkbox"/>
	B <input type="checkbox"/>		B <input type="checkbox"/>		B <input type="checkbox"/>		B <input type="checkbox"/>
	C <input type="checkbox"/>		C <input type="checkbox"/>		C <input type="checkbox"/>		C <input type="checkbox"/>
	D <input type="checkbox"/>		D <input type="checkbox"/>		D <input type="checkbox"/>		D <input type="checkbox"/>
	E <input type="checkbox"/>		E <input type="checkbox"/>		E <input type="checkbox"/>		E <input type="checkbox"/>
9		10		11		11	
	A <input type="checkbox"/>		A <input type="checkbox"/>		A <input type="checkbox"/>		A <input type="checkbox"/>
	B <input type="checkbox"/>		B <input type="checkbox"/>		B <input type="checkbox"/>		B <input type="checkbox"/>
	C <input type="checkbox"/>		C <input type="checkbox"/>		C <input type="checkbox"/>		C <input type="checkbox"/>
	D <input type="checkbox"/>		D <input type="checkbox"/>		D <input type="checkbox"/>		D <input type="checkbox"/>
	E <input type="checkbox"/>		E <input type="checkbox"/>		E <input type="checkbox"/>		E <input type="checkbox"/>
13		14		15		16	
	A <input type="checkbox"/>		A <input type="checkbox"/>		A <input type="checkbox"/>		A <input type="checkbox"/>
	B <input type="checkbox"/>		B <input type="checkbox"/>		B <input type="checkbox"/>		B <input type="checkbox"/>
	C <input type="checkbox"/>		C <input type="checkbox"/>		C <input type="checkbox"/>		C <input type="checkbox"/>
	D <input type="checkbox"/>		D <input type="checkbox"/>		D <input type="checkbox"/>		D <input type="checkbox"/>
	E <input type="checkbox"/>		E <input type="checkbox"/>		E <input type="checkbox"/>		E <input type="checkbox"/>

Answer sheets
Answer sheets are provided to replicate those your child will find on the day itself. It is important that children get used to using these sheets as it is a skill in itself.

VERBAL REASONING ANSWERS

Question	Answer	Explanation
P1	C	
P2	B	
P3	A Z	nearby
P4	C	The friends decided to go to the park.
1.	E	The thief was caught STEALING the cash.
2.	D	The parents PUNISHED their son for his misbehaviour.
3.	E	The coach was impressed with how ACCURATE our shooting was.
4.	A	In the debate, we had to make sure our arguments were RELEVANT to the topic.
5.	B	The big company often ACQUIRED smaller businesses.
6.	C	The police were suspicious and put us under a lot of SCRUTINY .
7.	D	We think it is TERRIBLE that so much plastic ends up in the ocean.
8.	E	The house was on the outskirts of town, on a standard SUBURBAN street.
9.	E	We can see that two codes (3951 and 4936) have a 9 in position 2. Therefore, as RANK and CARS both have an A in position 2, they must relate to these two words. To work out which, there is a 3 in position 1 and a 3 in position 3. Therefore, 3 must = R and 3951 = RANK and 4936 = CARS. We can see there is a 2 and 7 in positions 2,3 twice, so they must be 2 = A and 7 = W. With the position of the 6s we can tell that 5276 must = LAWS, so 6983 = STEP and 3271 = PAWN, so WAIL must = 7245 as 4 and I are the only unattached letters and numbers.
10.	D	We can see there is a 6 and 5 in positions 2 and 3 on two codes, so we know that 6 must = O and 5 must = D. Therefore, 5792 must = DARK and 9658 = RODE and 4653 = NODS, so DARN = 5794.
11.	D	We can see there is a 1 in position 1 twice and in position 4. Therefore, 1 must = B and 8361 = LAMB and 1859 = BLUE. Therefore, BALE = 1389.
12.	B Z	henceforth
13.	A Z	headline
14.	A Y	showboat
15.	C Z	inmate
16.	B Y	tailspin
17.	A Y	tenfold
18.	C Y	uppermost

Answers and explanations

The correct answer for every question can be found on the answers page, and where necessary, we have provided a step-by-step solution for extra guidance on tricky questions.